



Extract from our online catalogue:

mic-35/IU/M

Current to: 2023-11-13



These completely metal mic sensors are available in two device designs with five different detection ranges.

HIGHLIGHTS

- › M30 housing and M12 circular connector in metal design › for harsh usage conditions
- › Automatic synchronisation › for simultaneous operation of up to ten sensors in close quarters
- › UL Listed to Canadian and US safety standards

BASICS

- › 1 switching output in pnp variant
- › Analogue output 4–20 mA and 0–10 V › with automatic switching between current and voltage outputs
- › 5 detection ranges with a measurement range of 30 mm to 8 m
- › microsonic Teach-in on pin 5
- › 0.18 mm to 2.4 mm resolution
- › Temperature compensation
- › 9–30 V operating voltage
- › LinkControl › for configuration of sensors from a PC

Description

This very solid construction

is fully made of metal from the M30 housing to the M12 circular connector. Since the sensors do not contain any operating elements or signal lamps, they are especially suited for application under extreme ambient conditions with high mechanical loads for housing and plug connector. The sensors are available in five detection ranges and cover a measuring range of 30 mm up to 8 m.



M12 metal circular connector (left) and operation under rough conditions (right)

Two output levels

are available for all five detection ranges:



1 pnp switching output



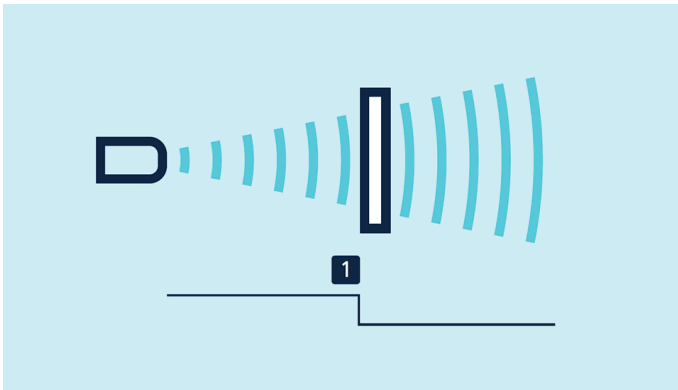
1 analogue output 4–20 mA and 0–10 V

Sensors with switching output have three operating modes:

- › Single switching point
- › Two-way reflective barrier
- › Window mode

Teach-in of a single switching point

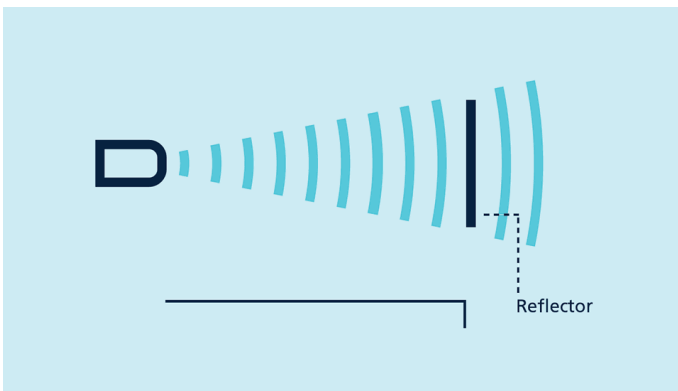
- › Place object to be detected (1) at the desired distance
- › Apply $+U_B$ to pin 5 for about 3 seconds
- › Then apply $+U_B$ to pin 5 again for about 1 seconds



Teach-in of a switching point

Teach-in of a two-way reflective barrier with a fixed reflector

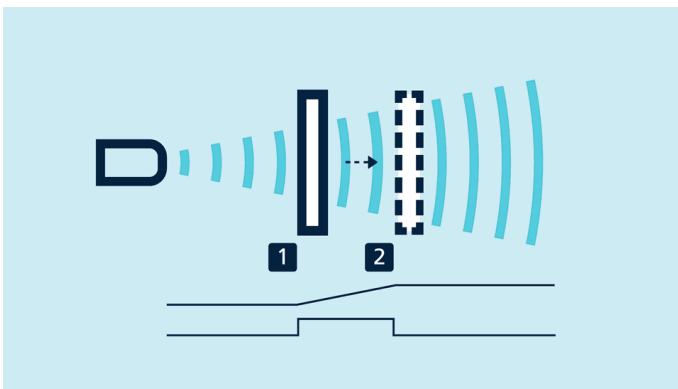
- › Apply $+U_B$ to pin 5 for about 3 seconds
- › Then apply $+U_B$ to pin 5 again for about 10 seconds



Teach-in of a two-way reflective barrier

For configuration of a window

- › Place object at the near edge of the window (1)
- › Apply $+U_B$ to pin 5 for about 3 seconds
- › Then move the object to the far edge of the window (2)
- › Then apply $+U_B$ to pin 5 again for about 1 seconds



Teach-in of an analogue characteristic or a window with two switching points

NCC/NOG

and rising/falling analogue characteristic curve can also be set via pin 5.

LinkControl

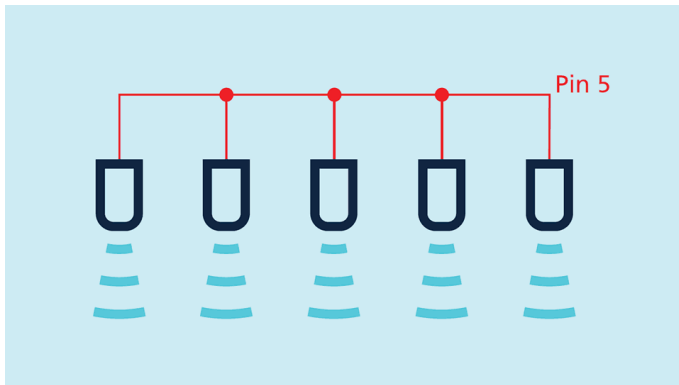
optionally permits the extensive parameterisation of mic sensors. The LCA-2 **LinkControl adapter** , which is available as an accessory, can be used to connect mic sensors to the PC.



Sensor connected to the PC via LCA-2 for programming

Synchronisation

permits the simultaneous use of multiple mic sensors in an application. To avoid mutual interference, the sensors can be synchronised with one another. To do this, all the sensors are electrically connected on pin 5.

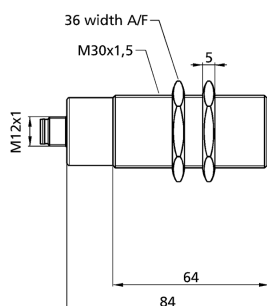


Synchronisation using pin 5

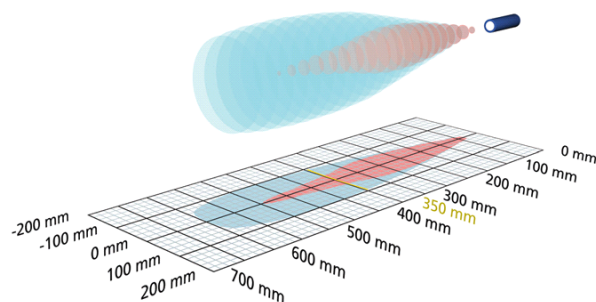
If more than 10 sensors need to be synchronised, this can be carried out with the **SyncBox1** , which is available as an accessory.

mic-35/IU/M

scale drawing



detection zone



1 x analogue 4-20 mA + 0-10 V



600 mm

measuring range

65 - 600 mm

design

cylindrical M30

operating mode

analogue distance measurements

particularities

metal plug for harsh operational conditions

ultrasonic-specific

means of measurement

echo propagation time measurement

transducer frequency

400 kHz

blind zone

65 mm

operating range

350 mm

maximum range

600 mm

resolution

0.18 mm

reproducibility

± 0.15 %

accuracy

± 1 % (temperature drift internally compensated)

electrical data

operating voltage U_B

9 - 30 V d.c., reverse polarity protection

voltage ripple

± 10 %

no-load current consumption

≤ 55 mA

type of connection

5-pin M12 initiator plug

mic-35/IU/M

outputs

output 1	analogue output current: 4-20 mA / voltage: 0-10 V (at $U_B \geq 15$ V), short-circuit-proof switchable rising/falling
response time	64 ms
delay prior to availability	< 420 ms

inputs

input 1	com input teach-in input
---------	-----------------------------

housing

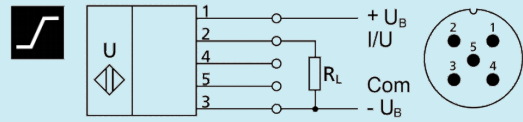
material	brass sleeve, nickel-plated, plastic parts, PBT
ultrasonic transducer	polyurethane foam, epoxy resin with glass contents
class of protection to EN 60529	IP 67
operating temperature	-25°C to +70°C
storage temperature	-40°C to +85°C
weight	200 g
further versions	cable connection (on request)

technical features/characteristics

temperature compensation	yes
controls	com input control input
scope for settings	Teach-in via com input on pin 5 LCA-2 with LinkControl
Synchronisation	yes
multiplex	no
indicators	no
particularities	metal plug for harsh operational conditions

mic-35/IU/M

pin assignment



order no.

mic-35/IU/M

The content of this document is subject to technical changes.
Specifications in this document are presented in a descriptive way
only. They do not warrant any product features.