

## KombiSIGN 71 / AS-Interface Device

### AS-Interface Module BK



<b>Part No.:</b>	<b>646.830.55</b>
<b>Series:</b>	<b>KombiSIGN 71</b>



#### MECHANICAL DATA

Height	66 mm
Diameter	70 mm
Materials	PC
Dome colour	Black
Housing colour	Black
Protection category	IP65
Working temperature minimum	-20°C
Working temperature maximum	+50°C
Weight with packaging	96 g
Product weight	77 g

#### ELECTRICAL DATA

Operating voltage	18,5 - 31,6V (ASI)
Rated operational current	235 mA
Protection class	Protection class 2
Pollution degree	3
Request to external PSU	PELV
AS-i Slave Type	Standard
AS-i Profile	S-8.F
connectivity	AS-Interface

#### OPTICAL DATA

Service life optical	50,000 h maximum
----------------------	------------------

#### APPROVAL DATA

Conforms with CE	Yes
Conforms with RoHS directive	Yes
WEEE	Yes
Conforms with ATEX-directive	No
Conforms with CCC	No
Conforms with UL	cULus
UL Type Rating	Type 12
Conforms with FCC	No
Conforms with IC	No
EAC certificate available	Yes
Conforms with UKCA (Importer)	Yes (WERMA (UK) Ltd.)
Conforms with CMIM	No
Conforms with AS-I	Yes
ICAO Certification	No



For additional installation and mounting information, refer to the appropriate user guide at [www.werma.com](http://www.werma.com). This printed copy is for information only and is subject to alteration.

KombiSIGN 71 / AS-Interface Device

## AS-Interface Module BK

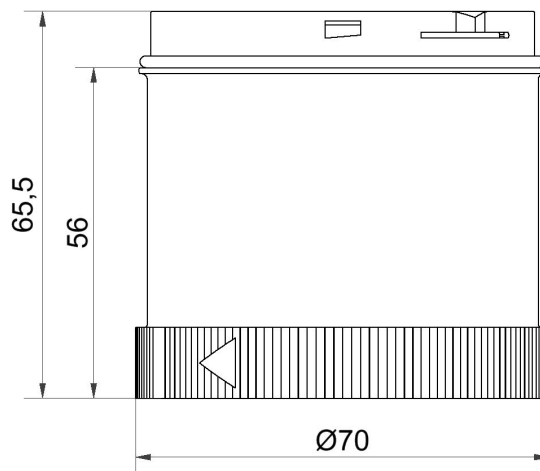
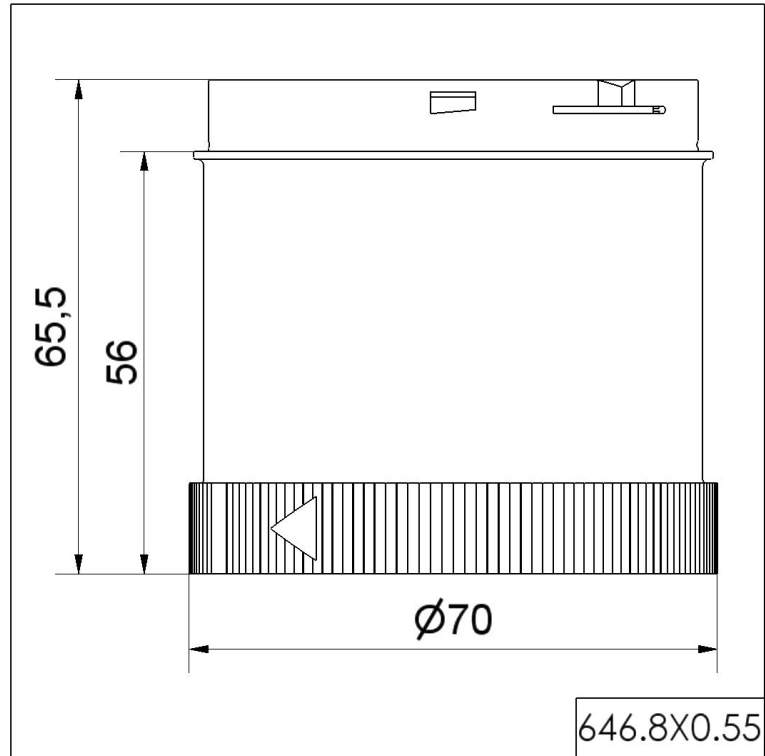
Conforms with DNV	No
Conforms with RoHS CN	No
Conforms with VdS	No



For additional installation and mounting information, refer to the appropriate user guide at [www.werma.com](http://www.werma.com). This printed copy is for information only and is subject to alteration.

KombiSIGN 71 / AS-Interface Device  
**AS-Interface Module BK**

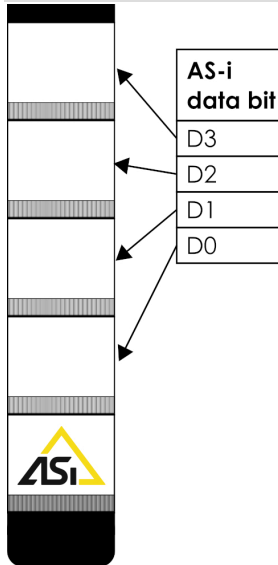
DRAWING



For additional installation and mounting information, refer to the appropriate user guide at [www.werma.com](http://www.werma.com). This printed copy is for information only and is subject to alteration.

KombiSIGN 71 / AS-Interface Device  
**AS-Interface Module BK**

**TERMINAL ASSIGNMENT**



	Supply internal (BUS)	Supply external (AUX)
<b>Voltage</b>	18,5-31,6 V PELV	20-30 V DC PELV
<b>Output current</b>	Σ 200 mA	300 mA per tier
<b>Supply (BUS/AUX)</b>	switchable	
<b>Master profile</b>	min. M1	

**!** For additional installation and mounting information, refer to the appropriate user guide at [www.werma.com](http://www.werma.com). This printed copy is for information only and is subject to alteration.