



# AD25Q DurAdjust Area/Flood/Wall Light



## ADDITIONAL MOUNTING OPTIONS



**AD25Q Shown with "KH25A" Kitty Hawk Mounting Arm,** Kitty Hawk Die-Cast Mounting Arm, Bronze Powdercoat Finish, Includes Hardware. Mounts Directly to Square Poles.



**AD25Q Shown with "ALMAA" Pole Mounting Arm Adaptor,** Die-Cast Adaptor for 2 3/8" Horizontal Mounting Arms, Bronze Powdercoat Finish, Includes Hardware.



**AD25Q Shown with "SSF" External Mount Slipfitter,** External Mount Die-Cast Adjustable Slipfitter for 2 3/8" Tenons, Bronze Powdercoat Finish, Includes Hardware.



**AD25Q Shown with "SSB" Two-Piece Swivel Bracket,** Two-Piece Stamped Steel Adjustable Bracket, Bronze Powdercoat Finish, Includes Hardware.






**AD25Q Shown with "KHEH" Easy-Hang Wall Bracket,** Die-Cast Easy-Hang wall bracket, Bronze Powdercoat Finish, Includes Hardware.






**AD25Q Shown with "AD25WB" Wall Mount Box,** Die-Cast Wall Mount box, Allows Housing to Swivel 0° Up to 30°, Bronze Powdercoat Finish. Twist-Lock Photocell Option Not Available with this Mounting.

## EPA (EFFECTIVE PROJECTED AREA) SHOWN WITH MOUNTING ARM

Configuration	EPA (Sq. Ft.)	Weight (Lbs.)
 1	0.70	18 Lbs

Configuration	EPA (Sq. Ft.)	Weight (Lbs.)
 2@180° Mount	1.40	36 Lbs
 2@90° Mount	0.952	36 Lbs

Configuration	EPA (Sq. Ft.)	Weight (Lbs.)
 3@90° Mount	1.54	54 Lbs
 3@120° Mount	1.40	54 Lbs

Configuration	EPA (Sq. Ft.)	Weight (Lbs.)
 4@90° Mount	1.54	72 Lbs

## ACCESSORIES & REPLACEMENT PARTS:



Mounting Accessories (Order Separately, Field Installed)	
KH20RPZ	Die-Cast Adaptor for 3" to 4" Round Poles, Bronze Powdercoat Finish. Use with Kitty Hawk Mounting Arm only.
KH20WMZ	Die-Cast Wall Mount Adaptor, Bronze Powdercoat Finish. Use with KH25A Kitty Hawk Mounting Arm only.
PTSB1SZ	Single Pole Tenon Spoke Bracket, 2 3/8" Horizontal Mounting Arm, Bronze Powdercoat Finish, Includes Hardware.
PTSB290SZ	Twin Pole Tenon Spoke Bracket, 2 3/8" Horizontal 90° Mounting Arms, Bronze Powdercoat Finish, Includes Hardware.
PTSB2180SZ	Twin Pole Tenon Spoke Bracket, 2 3/8" Horizontal 180° Mounting Arms, Bronze Powdercoat Finish, Includes Hardware.
PTSB390SZ*	Triple Pole Tenon Spoke Bracket, 2 3/8" Horizontal 90° Mounting Arms, Bronze Powdercoat Finish, Includes Hardware.
PTSB3120SZ*	Triple Pole Tenon Spoke Bracket, 2 3/8" Horizontal 120° Mounting Arms, Bronze Powdercoat Finish, Includes Hardware.
PTSB490SZ*	Quad Pole Tenon Spoke Bracket, 2 3/8" Horizontal 90° Mounting Arms, Bronze Powdercoat Finish, Includes Hardware.

\*Non-stock item. Consult factory for lead time.

Accessories (Order Separately, Field Installed)	
P18131	Twist Lock Non-Shorting (Open) Cap Disconnects Service to Fixture for Temporary or Permanent Disabling (Fixture Always Off). IP65, 480V Maximum.
P18132	Twist Lock Shorting Cap Provides Fixed Service to Fixture (Fixture Always On). IP65, Rated Load 7200w Tungsten.
P18140	110-120VAC Instant Twist Lock Photocell
P18150	120VAC Time Delay Twist Lock Photocell
P18152	277VAC Time Delay Twist Lock Photocell
P18156	120-277VAC Universal Twist Lock Photocell
P18157	480VAC Time Delay Twist Lock Photocell. For 480V use only.
AD25GSZ	Aluminum House Side Shield, Bronze Powdercoat Finish, Includes Hardware.
AD25WG	Wire Guard, Stainless Steel Construction.


Replacement Parts (Order Separately, Field Installed)	
KH25AZ	Kitty Hawk Die-Cast Mounting Arm, Bronze Powdercoat Finish, Includes Hardware. Mounts Directly to Square Poles.
ALMAAZ	Die-Cast Adaptor for 2 3/8" Horizontal Mounting Arms, Bronze Powdercoat Finish, Includes Hardware.
SSFZ	External Mount Die-Cast Adjustable Slipfitter for 2 3/8" Tenons, Bronze Powdercoat Finish, Includes Hardware.
SSBZ	Two-Piece Stamped Steel Adjustable Bracket, Bronze Powdercoat Finish, Includes Hardware.
KHEHZ	Easy-Hang Wall Bracket, Bronze Powdercoat Finish
AD25WBZ	Die-Cast Wall Mount Box, Allows Housing to Swivel 0° Up to 30°, Bronze Powdercoat Finish. Twist-Lock Photocell Option Not Available with this Mounting.

**Twist-Lock Photocells and Shorting Caps cannot be used with the Wall Mount Box (AD25WB)**

# AD25Q DurAdjust Area/Flood/Wall Light



**F Optic, 120°H x 110°V, NEMA 7Hx7V**



**I Optic, 30°H x 30°V, NEMA 4Hx4V**

**Shown on 48' tall building.**

**DISTRIBUTIONS**

LED Board Watts	Input Watts	Beam	
ColorLED 78w AmberLED 78w	85	C	120°H x 70°V, NEMA 7Hx7V
		F	120°H x 110°V, NEMA 7Hx7V
		I	30°H x 30°V, NEMA 4Hx4V