

KH25Q DuraLED Small Hampton Kitty Hawk Area, Wall, and Flood Light



Project Name:	Project Information	Fixture Type:
Complete Catalog #:		Date:
Comments:		

The DuraGuard KH25Q ColorLED static color cut-off area, wall mounted or flood light luminaire is available with a wide choice of mounting configurations and IES Type III or V distributions or a 30° narrow beam designed to provide accent colored light using Blue, Green, Red or Amber LED arrays. Typical lighting applications include retail centers, industrial parks, schools and universities, public transit and airports, office buildings and medical facilities. Mounting can be accomplished using ground attachment accessories and to heights of 14 to 25 feet based on light level and uniformity requirements.

SPECIFICATIONS AND FEATURES:

HOUSING:

Die Cast Aluminum Housing and Front Frame, Integral Heat Sinking and Driver Compartment. Photocell Adaptable. Nickel-Plated Stainless Steel Hardware.

LISTING & RATINGS:

CSA: Listed for Wet Locations, ANSI/UL 1598, 8750 IP66 Sealed LED Compartment.

FINISH:

Textured Architectural Bronze Powdercoat Finish Over a Chromate Conversion Coating. Custom Colors Available Upon Request.

LENS:


Tempered Clear Flat Glass Lens

MOUNTING OPTIONS:

Mounts with Kitty Hawk Arm, Adjustable Slipfitter, 2 3/8" Diameter Mounting Arm Adaptor, Yoke, Two-Piece Bracket or Easy Hang Wall Bracket (Factory Installed).

COLORLED LED:

Aluminum Boards



WATTAGE:

81w: Array: 81w, System: 81.5w; (150-250w HID Equivalent.)
87w: Array: 87w, System: 98w; (150-250w HID Equivalent.)

DRIVER:

Electronic Driver, 120-277V, 50/60Hz or 347-480V, 50/60Hz; Less Than 20% THD and PF>0.90. Standard Internal Surge Protection 6kV. 0-10V Dimming Standard for a Dimming Range of 100% to 10%; Dimming Source Current is 150 Microamps.

CONTROLS:

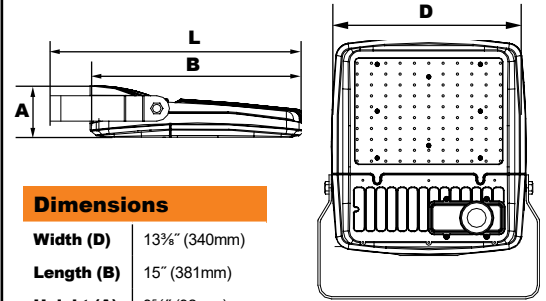
Fixtures Ordered with Factory-Installed Photocell or Motion Sensor Controls are Internally Wired for Switching and/or 1-10V Dimming Within the Housing. Remote Direct Wired Interface of 1-10V Dimming is Not Implied and May Not Be Available, Please Consult Factory. Fixtures are Tested with DuraGuard Controls and May Not Function Properly With Controls Supplied By Others. Fixtures are NOT Designed for Use with Line Voltage Dimmers.

WARRANTY:

5-Year Warranty for -40°C to +50°C Environment.



Shown with "SSF" Slipfitter Option.



Dimensions

Width (D)	13 3/8" (340mm)
Length (B)	15" (381mm)
Height (A)	3 3/8" (92mm)

Length with Mount (L)

- Kitty Hawk Arm (KH25A):** 19 1/4" (491mm)
- Slipfitter (SSF):** 18 3/4" (476mm)
- Mounting Arm Adaptor (ALMAA):** 19 1/2" (486mm)
- Yoke (KH25Y):** 18" (457mm)
- Bracket (SSB):** 18 3/4" (476mm)
- Easy-Hang Wall Bracket (KHEH):** 16" (406mm)

DuraLED TECHNOLOGY

Complete Units
Ordering Information
Example: KH25QF1X87UBLCZSSFSF

KH25Q DuraLED Small Hampton Kitty Hawk Area, Wall, and Flood Light

KH25Q				C				
Model	Beam	Wattage	Driver	CCT	Lens	Color	Mounting	Options
KH25Q= DuraLED Small Hampton Kitty Hawk Area, Wall, and Flood Light		1X81 =81w* *Amber only. 1X87 =87w+ +Blue, Green, & Red Only.	U =120-277V H =347-480V	BL =Blue GR =Green RD =Red AM =Amber	C =Clear Flat Glass Lens	Z =Bronze C =Custom (Consult Factory)		
	C =NEMA 7Hx7V+ F =NEMA 7Hx7V* I =NEMA 4Hx4V+ +All Colors Special Order, 6 Weeks Lead Time. *Amber Only In Stock, Others Special Order, 6 Week Lead Time. +Blue, Green, Red In Stock. Amber Special Order, 6 Week Lead Time.							KH25A =Kitty Hawk Arm SSF = Slipfitter ALMAA = Mounting Arm Adaptor KH25Y =Yoke SSB =Two-Piece Swivel Bracket KHEH =Easy-Hang Wall Bracket NM =No Mount
				SF =Single Fuse (120-277V Only) DF =Double Fuse (120-277V Only) SP =Surge Protection M1 =Motion Sensor, IR for mounting heights of 20ft to 35ft M2 =Motion Sensor, IR for mounting heights of 18ft or less R3 =3-Pin Twist Lock Photocell Receptacle R5 =5-Pin Twist Lock Photocell Receptacle R7 =7-Pin ANSI C136.41—2013 Twist Lock Photocell Receptacle S23 =Internal Microwave Sensor with Dimming for mounting heights of 25' or less. (120-277V Only) S43 =Microwave On/Off Motion Sensor for Mounting Heights of 8' to 19', (120-277V Only)				



Specifications subject to change without notice.

KH25Q DuraLED Small Hampton Kitty Hawk Area, Wall, and Flood Light



ADDITIONAL MOUNTING OPTIONS



KH25Q Shown with "KH25A" Kitty Hawk Mounting Arm, Kitty Hawk Die-Cast Mounting Arm, Bronze Powdercoat Finish, Includes Hardware. Mounts Directly to Square Poles.



KH25Q Shown with "ALMAA" Pole Mounting Arm Adaptor, Die-Cast Adaptor for 2 1/2" Horizontal Mounting Arms, Bronze Powdercoat Finish, Includes Hardware.



KH25Q Shown with "KH25Y" Yoke, Stamped Heavy-Duty Steel Yoke, Bronze Powdercoat Finish, Includes Hardware.



KH25Q Shown with "SSF" External Mount Slipfitter, External Mount Die-Cast Adjustable Slipfitter for 2 1/2" Tenons, Bronze Powdercoat Finish, Includes Hardware.






KH25Q Shown with "SSB" Two-Piece Swivel Bracket, Two-Piece Stamped Steel Adjustable Bracket, Bronze Powdercoat Finish, Includes Hardware.






KH25Q Shown with "KHEH" Easy-Hang Wall Bracket, Die-Cast Easy-Hang Wall Bracket, Bronze Powdercoat Finish, Includes Hardware.

EPA (EFFECTIVE PROJECTED AREA) SHOWN WITH SMALL KITTY HAWK ARM MOUNTING

Configuration	EPA (Sq. Ft.)	Weight (Lbs.)
 1	0.60	15 Lbs

Configuration	EPA (Sq. Ft.)	Weight (Lbs.)
 2@180° Mount	1.20	30 Lbs
 2@90° Mount	0.82	30 Lbs

Configuration	EPA (Sq. Ft.)	Weight (Lbs.)
 3@90° Mount	1.32	45 Lbs
 3@120° Mount	1.20	45 Lbs

Configuration	EPA (Sq. Ft.)	Weight (Lbs.)
 4@90° Mount	1.32	60 Lbs

ACCESSORIES & REPLACEMENT PARTS:



Mounting Accessories (Order Separately, Field Installed)	
KH20RPZ	Die-Cast Adaptor for 3" to 4" Round Poles, Bronze Powdercoat Finish. Use with KH25A Kitty Hawk Mounting Arm only.
KH20WMZ	Die-Cast Wall Mount Adaptor, Bronze Powdercoat Finish. Use with KH25A Kitty Hawk Mounting Arm only.
PTSB1SZ	Single Pole Tenon Spoke Bracket, 2 1/2" Horizontal Mounting Arm, Bronze Powdercoat Finish, Includes Hardware.
PTSB290SZ	Twin Pole Tenon Spoke Bracket, 2 1/2" Horizontal 90° Mounting Arms, Bronze Powdercoat Finish, Includes Hardware.
PTSB2180SZ	Twin Pole Tenon Spoke Bracket, 2 1/2" Horizontal 180° Mounting Arms, Bronze Powdercoat Finish, Includes Hardware.
PTSB390SZ*	Triple Pole Tenon Spoke Bracket, 2 1/2" Horizontal 90° Mounting Arms, Bronze Powdercoat Finish, Includes Hardware.
PTSB3120SZ*	Triple Pole Tenon Spoke Bracket, 2 1/2" Horizontal 120° Mounting Arms, Bronze Powdercoat Finish, Includes Hardware.
PTSB490SZ*	Quad Pole Tenon Spoke Bracket, 2 1/2" Horizontal 90° Mounting Arms, Bronze Powdercoat Finish, Includes Hardware.

Accessories (Order Separately, Field Installed)	
P18131	Twist Lock Non-Shorting (Open) Cap Disconnects Service to Fixture for Temporary or Permanent Disabling (Fixture Always Off). IP65, 480V Maximum.
P18132	Twist Lock Shorting Cap Provides Fixed Service to Fixture (Fixture Always on). IP65, Rated Load 7200w Tungsten.
P18140	110-120VAC Instant Twist Lock Photocell
P18150	120VAC Time Delay Twist Lock Photocell
P18152	277VAC Time Delay Twist Lock Photocell
P18156	120-277VAC Universal Twist Lock Photocell
P18157	480VAC Time Delay Twist Lock Photocell. For 480V use only.
ACCHSG1Z	Die Cast Accessory Housing for Installing Sensors or Other Lighting Control, Bronze Powdercoat Finish.
KH25GSZ	Aluminum House Side Shield, Bronze Powdercoat Finish, Includes Hardware.
KH25WG	Wire Guard, Stainless Steel Construction, Includes Hardware.
ACCHSG3	Bronze UV-Stabilized Polycarbonate Housing for Installing Sensors, Includes Sensor Bracket and Gasket.

Replacement Parts (Order Separately, Field Installed)	
KH25GL	Tempered Clear Flat Glass Lens.
KH25AZ	Kitty Hawk Die-Cast Mounting Arm, Bronze Powdercoat Finish, Includes Hardware. Mounts Directly to Square Poles.
SSFZ	External Mount Die-Cast Adjustable Slipfitter for 2 1/2" Tenons, Bronze Powdercoat Finish, Includes Hardware.
ALMAAZ	Die-Cast Adaptor for 2 1/2" Horizontal Mounting Arms, Bronze Powdercoat Finish, Includes Hardware.
KH25YZ	Stamped Heavy-Duty Steel Yoke, Bronze Powdercoat Finish, Includes Hardware.
SSBZ	Two-Piece Stamped Steel Adjustable Bracket, Bronze Powdercoat Finish, Includes Hardware.
KHEHZ	Die-Cast Easy-Hang Wall Bracket, Bronze Powdercoat Finish, Includes Hardware.
P17117	Internal Microwave Sensor with Dimming, 120-277VAC, 50/60Hz. See P17117 Specification Page for Details.
P17123	Internally Mounted Microwave On/Off Motion Sensor for Mounting Heights of 8' to 19', 120-277VAC, 50/60Hz


*Non-stock item. Consult factory for lead time.

Specifications subject to change without notice.

KH25Q DuraLED Small Hampton Kitty Hawk Area, Wall, and Flood Light



F Optic, 110°H x 110°V, NEMA 7Hx7V



I Optic, 30°H x 30°V, NEMA 4Hx4V

Shown on 48' tall building.

DISTRIBUTIONS

LED Board Watts	Input Watts	Beam	
AmberLED 81w	82	C	120°H x 70°V, NEMA 7Hx7V
		F	120°H x 120°V, NEMA 7Hx7V
		I	30°H x 30°V, NEMA 4Hx4V
ColorLED 87w Blue, Green, Red	99	C	120°H x 70°V, NEMA 7Hx7V
		F	110°H x 110°V, NEMA 7Hx7V
		I	30°H x 30°V, NEMA 4Hx4V