

KH45Q DuraLED Large Hampton Kitty Hawk Area, Wall, and Flood Light



| | |
|----------------------------|---------------|
| Project Information | |
| Project Name: | Fixture Type: |
| Complete Catalog #: | Date: |
| Comments: | |

The DuraGuard KH45Q ColorLED static color cut-off area, wall mounted or flood light luminaire is available with a wide choice of mounting configurations and IES Type III or V distributions or a 30° narrow beam designed to provide accent colored light using Blue, Green, Red or Amber LED arrays. Typical lighting applications include retail centers, industrial parks, schools and universities, public transit and airports, office buildings and medical facilities. Mounting can be accomplished using ground attachment accessories and to heights of 16 to 35 feet based on light level and uniformity requirements.

SPECIFICATIONS AND FEATURES:

HOUSING:

Die Cast Aluminum Housing and Front Frame, Integral Heat Sinking and Driver Compartment. Photocell Adaptable. Nickel-Plated Stainless Steel Hardware.

LISTING & RATINGS:

CSA: Listed for Wet Locations, ANSI/UL 1598, 8750 IP66 Sealed LED Compartment.

FINISH:

Textured Architectural Bronze Powdercoat Finish Over a Chromate Conversion Coating. Custom Colors Available Upon Request.

LENS:

Tempered Clear Flat Glass Lens

MOUNTING OPTIONS:

Mounts with Kitty Hawk Arm, Adjustable Slipfitter, 2 3/4" Diameter Mounting Arm Adapter, Yoke, Two-Piece Bracket or Wall Mount Bracket. (Factory Installed)

COLORLED LED:

Aluminum Boards

COLORLED LED:

Aluminum Boards

WATTAGE:

Array: 167.3w, System: 180w (250-400w HID Equivalent)

DRIVER:

Electronic Driver, 120-277V, 50/60Hz or 347-480V, 50/60Hz; Less Than 20% THD and PF>0.90. Standard Internal Surge Protection 6kV. 0-10V Dimming Standard for a Dimming Range of 100% to 10%; Dimming Source Current is 150 Microamps.

CONTROLS:

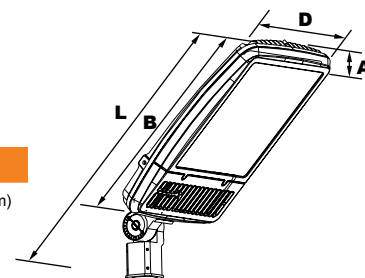
Fixtures Ordered with Factory-Installed Photocell or Motion Sensor Controls are Internally Wired for Switching and/or 1-10V Dimming Within the Housing. Remote Direct Wired Interface of 1-10V Dimming is Not Implied and May Not Be Available. Please Consult Factory. Fixtures are Tested with DuraGuard Controls and May Not Function Properly With Controls Supplied By Others. Fixtures are NOT Designed for Use with Line Voltage Dimmers.

WARRANTY:

5-Year Warranty for -40°C to +50°C Environment.



Shown with "SSF" Slipfitter Mounting Option.



Dimensions

| | |
|-------------------|-----------------|
| Width (D) | 15 3/4" (400mm) |
| Length (B) | 22" (559mm) |
| Height (A) | 4" (102mm) |

Length with Mount (L)

- Kitty Hawk Arm (KH45A):** 27 1/2" (699mm)
- Slipfitter (SSF):** 29 1/4" (743mm)
- Mounting Arm Adaptor (ALMAA):** 26 1/8" (664mm)
- Yoke (KH45Y):** 26 1/4" (667mm)
- Wall Mount Bracket (WM):** 23 3/8" (604mm)

DuraLED TECHNOLOGY

Complete Units
Ordering Information
Example: KH45Q1X167UBLCZSSFSP

KH45Q DuraLED Large Hampton Kitty Hawk Area, Wall, and Flood Light

| KH45Q | 1X167 | C | | | | | | |
|---|-------|--------------------|--|---|---|--|----------|---------|
| Model | Beam | Wattage | Driver | CCT | Lens | Color | Mounting | Options |
| KH45Q= DuraLED Large Hampton Kitty Hawk Area, Wall, and Flood Light | | 1X167= 167w | U= 120-277V H= 347-480V | BL= Blue GR= Green RD= Red AM= Amber | C= Standard Clear Flat Glass Lens | Z= Bronze C= Custom (Consult Factory) | | |
| C=NEMA 7Hx7V+ F=NEMA 7Hx7V+ I=NEMA 4Hx4V+ +All Colors Special Order, 6 Weeks Lead Time. ♦Blue, Green, Red In Stock. Amber Special Order, 6 Week Lead Time. | | | | | | | | |
| | | | | | | KH45A= Kitty Hawk Arm SSF= Slipfitter ALMAA= Mounting Arm Adapter KH45Y= Yoke SSB= Two-Piece Swivel Bracket WM= Wall Mount Bracket NM= No Mount | | |
| | | | | SF= Single Fuse (120-277V Only) DF= Double Fuse (120-277V Only) SP= Surge Protection M1= Motion Sensor, IR for mounting heights of 20ft to 35ft M2= Motion Sensor, IR for mounting heights of 18ft or less R3= 3-Pin Twist Lock Photocell Receptacle R5= 5-Pin Twist Lock Photocell Receptacle R7= 7-Pin ANSI C136.41—2013 Twist Lock Photocell Receptacle S23= Internal Microwave Sensor with Dimming for mounting heights of 35' or less. (120-277V Only) S43= Microwave On/Off Motion Sensor for Mounting Heights of 8' to 19', (120-277V Only) | | | | |



Specifications subject to change without notice.

KH45Q DuraLED Large Hampton Kitty Hawk Area, Wall, and Flood Light



MOUNTING OPTIONS:



KH45Q Shown with "KH45A" Kitty Hawk Arm, Kitty Hawk Die-Cast Mounting Arm, Bronze Powdercoat Finish, Includes Hardware. Mounts Directly to Square Poles.



KH45Q Shown with "ALMAA" Pole Mounting Arm Adaptor, Die-Cast Adaptor for 2 3/4" Horizontal Mounting Arms, Bronze Powdercoat Finish, Includes Hardware.



KH45Q Shown with "KH45Y" Yoke, Stamped Heavy-Duty Steel Yoke, Bronze Powdercoat Finish, Includes Hardware.



KH45Q Shown with "SSF" External Mount Slipfitter, External Mount Die-Cast Adjustable Slipfitter for 2 3/4" Tenons, Bronze Powdercoat Finish, Includes Hardware.






KH45Q Shown with "SSB" Two-Piece Swivel Bracket, Two-Piece Stamped Steel Adjustable Bracket, Bronze Powdercoat Finish, Includes Hardware.






KH45Q Shown with "WM" Wall Mount Bracket, Wall Bracket, Heavy-Duty Stamped Steel, Bronze Powdercoat Finish, Includes Hardware.

EPA (EFFECTIVE PROJECTED AREA) SHOWN WITH LARGE KITTY HAWK ARM MOUNTING

| Configuration | EPA (Sq. Ft.) | Weight (Lbs.) |
|---|---------------|---------------|
|  1 | 1.00 | 33 Lbs |

| Configuration | EPA (Sq. Ft.) | Weight (Lbs.) |
|---|---------------|---------------|
|  2@180° Mount | 2.00 | 66 Lbs |
|  2@90° Mount | 1.36 | 66 Lbs |

| Configuration | EPA (Sq. Ft.) | Weight (Lbs.) |
|--|---------------|---------------|
|  3@90° Mount | 2.20 | 99 Lbs |
|  3@120° Mount | 2.00 | 99 Lbs |

| Configuration | EPA (Sq. Ft.) | Weight (Lbs.) |
|--|---------------|---------------|
|  4@90° Mount | 2.20 | 132 Lbs |

ACCESSORIES & REPLACEMENT PARTS:




| Mounting Accessories (Order Separately, Field Installed) | |
|--|---|
| KH40RPZ | Die-Cast Adaptor for 4" to 6" Round Poles, Bronze Powdercoat Finish. Use with KH45A Kitty Hawk Mounting Arm only. |
| KH40WMZ | Die-Cast Wall Mount Adaptor, Bronze Powdercoat Finish. Use with KH45A Kitty Hawk Mounting Arm only. |
| PTSB1SZ | Single Pole Tenon Spoke Bracket, 2 3/4" Horizontal Mounting Arm, Bronze Powdercoat Finish, Includes Hardware. |
| PTSB290SZ | Twin Pole Tenon Spoke Bracket, 2 3/4" Horizontal 90° Mounting Arms, Bronze Powdercoat Finish, Includes Hardware. |
| PTSB2180SZ | Twin Pole Tenon Spoke Bracket, 2 3/4" Horizontal 180° Mounting Arms, Bronze Powdercoat Finish, Includes Hardware. |
| PTSB390SZ* | Triple Pole Tenon Spoke Bracket, 2 3/4" Horizontal 90° Mounting Arms, Bronze Powdercoat Finish, Includes Hardware. |
| PTSB3120SZ* | Triple Pole Tenon Spoke Bracket, 2 3/4" Horizontal 120° Mounting Arms, Bronze Powdercoat Finish, Includes Hardware. |
| PTSB490SZ* | Quad Pole Tenon Spoke Bracket, 2 3/4" Horizontal 90° Mounting Arms, Bronze Powdercoat Finish, Includes Hardware. |

| Accessories (Order Separately, Field Installed) | |
|---|--|
| P18131 | Twist Lock Non-Shorting (Open) Cap Disconnects Service to Fixture for Temporary or Permanent Disabling (Fixture Always Off). IP65, 480V Maximum. |
| P18132 | Twist Lock Shorting Cap Provides Fixed Service to Fixture (Fixture Always on). IP65, Rated Load 7200w Tungsten. |
| P18140 | 110-120VAC Instant Twist Lock Photocell |
| P18150 | 120VAC Time Delay Twist Lock Photocell |
| P18152 | 277VAC Time Delay Twist Lock Photocell |
| P18156 | 120-277VAC Universal Twist Lock Photocell |
| P18157 | 480VAC Time Delay Twist Lock Photocell. For 480V use only. |
| ACCHSG1Z | Die Cast Accessory Housing for Installing Sensors or Other Lighting Controls, Bronze Powdercoat Finish |
| KH45GSZ | Aluminum House Side Shield, Bronze Powdercoat Finish, Includes Hardware. |
| KH45WG | Wire Guard, Stainless Steel Construction |
| ACCHSG3 | Bronze UV-Stabilized Polycarbonate Housing for Installing Sensors, Includes Sensor Bracket and Gasket. |

| Replacement Parts (Order Separately, Field Installed) | |
|---|---|
| KH45AZ | Kitty Hawk Die-Cast Mounting Arm, Bronze Powdercoat Finish, Includes Hardware. Mounts Directly to Square Poles. |
| SSFZ | External Mount Die-Cast Adjustable Slipfitter for 2 3/4" Tenons, Bronze Powdercoat Finish, Includes Hardware. |
| ALMAAZ | Die-Cast Adaptor for 2 3/4" Horizontal Mounting Arms, Bronze Powdercoat Finish, Includes Hardware. |
| KH45YZ | Stamped Heavy-Duty Steel Yoke, Bronze Powdercoat Finish, Includes Hardware. |
| SSBZ | Two-Piece Stamped Steel Adjustable Bracket, Bronze Powdercoat Finish, Includes Hardware. |
| WBR2Z | Wall Bracket, Heavy-Duty Stamped Steel, Bronze Powdercoat Finish, Includes Hardware. |
| P17117 | Internal Microwave Sensor with Dimming, 120-277VAC, 50/60Hz. See P17117 Specification Page for Details. |
| P17123 | Internally Mounted Microwave On/Off Motion Sensor for Mounting Heights of 8' to 19', 120-277VAC, 50/60Hz |

*Non-stock item. Consult factory for lead time.

KH45Q DuraLED Large Hampton Kitty Hawk Area, Wall, and Flood Light



F Optic, 115°H x 110°V, NEMA 7Hx7V



I Optic, 30°H x 30°V, NEMA 4Hx4V

Shown on 96' tall building.

DISTRIBUTION

| LED Board Watts | Input Watts | Beam | |
|----------------------|-------------|------|---------------------------|
| ColorLED 167w | 180 | C | 120°H x 70°V, NEMA 7Hx7V |
| | | F | 115°H x 110°V, NEMA 7Hx7V |
| | | I | 30°H x 30°V, NEMA 4Hx4V |