

TV2C3 Small LED Astra Area, Flood and Wall Light



Project Name:	Project Information	Fixture Type:
Complete Catalog #:		Date:
Comments:		

The DuraGuard TV2C3 Astra ColorLED static color cut-off wall mounted or flood light luminaire is available with an optional knuckle mounting feature and in two wattages designed to provide accent colored light using Blue, Green, Red or Amber COB LEDs. Typical lighting applications include retail centers, industrial parks, schools and universities, public transit and airports, office buildings and medical facilities. Mounting can be accomplished using ground attachment accessories and to heights of 12 feet based on light level and uniformity requirements.

SPECIFICATIONS AND FEATURES:

HOUSING:

Die-Cast Gasketed Aluminum Housing, Includes Cast-In Box Template and Built in Level. White Reflector. Nickel-Plated Stainless Steel Hardware.

LISTING & RATINGS:

CSA: Listed for Wet Locations, ANSI/UL 1598, 8750 IP65 Sealed LED Compartment.

FINISH:

Textured Architectural Bronze Powdercoat Finish Over a Chromate Conversion Coating. Custom Colors Available Upon Request.

LENS:

Tempered Clear Flat Glass Lens.

MOUNTING OPTIONS:


Mount Directly Over Recessed Electrical Box or use 1/2" Surface Mount Conduit. Adjustable Knuckle with 1/2" NPS Threads, Sold Separately, Field Installed.

COB LED:

ColorLED COB

WATTAGE:

20w: COB: 20w, System: 21w (100w HID Equivalent)
40w: COB: 40w, System: 43w (175w HID Equivalent)



DRIVER:

Electronic Driver, 120-277V, 50/60Hz; 347-480V, 50/60Hz or 347V, 50/60Hz; Less Than 20% THD and PF>0.90. Standard Internal Surge Protection is 2kV for 20w, 6kV for 40w. 0-10V Dimming Standard for a Dimming Range of 100% to 10%; Dimming Source Current is 150 Microamps.

CONTROLS:

Fixtures Ordered with Factory-Installed Photocell or Motion Sensor Controls are Internally Wired for Switching and/or 1-10V Dimming Within the Housing. Remote Direct Wired Interface of 1-10V Dimming is Not Implied and May Not Be Available, Please Consult Factory. Fixtures are Tested with Controls Supplied By Others. Fixtures are NOT Designed for Use with Line Voltage Dimmers.

WARRANTY:

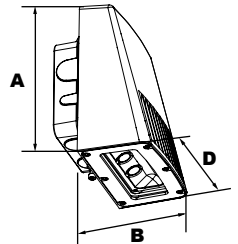
5-Year Warranty for -40°C to +50°C Environment.



Shown with "KN" Knuckle Installed.

Dimensions

Width (D)	6 5/8" (168mm)
Length (B)	4 1/2" (114mm)
Height (A)	7 7/8" (200mm)
Height with Knuckle	10 1/8" (270mm)



DuraLED TECHNOLOGY

Complete Units
Ordering Information
Example: TV2C32X20UBLZSP

Shipped from Tampa location only

TV2C3 Small LED Astra Area, Flood and Wall Light

TV2C3

Model	Wattage	Driver	CCT	Color	Mounting	Options
TV2C3=Small LED Astra Area, Flood and Wall Light	2X10=20w 2X20=40w	U=120-277V H=347-480V C=347V* *2x20w only	BL=Blue GR=Green RD=Red AM=Amber	Z=Bronze C=Custom (Consult Factory)	KN=Knuckle* *Optional, field installed. Order only for flood model.	SF=Single Fuse* DF=Double Fuse* SP=Surge Protection P14=Pencil Photocell, 120-277VAC *120-277V Models Only.




Specifications subject to change without notice.

TV2C3 Small LED Astra Area, Flood and Wall Light



EPA (EFFECTIVE PROJECTED AREA)

Configuration	EPA (Sq. Ft.)	Weight (Lbs.)
 1	.31	5 Lbs



Mounting Accessories (Order Separately, Field Installed)	
PTFZ	Die-cast Post Top Fitter for 2 3/8" to 3 1/2" Poles, Bronze Powdercoat Finish, Three (3) 1/2" Coin Plugs.
STK	Heavy Duty Ground Stake, Built-in Wiring Compartment with 1/2" NPS Threaded Fitting, Black Plastic.
FLSTZ	Die-Cast Adjustable Knuckle with 1/2" NPS Threads, Bronze Powdercoat Finish.

Accessories (Order Separately, Field Installed)	
P18110	110-130V 120VAC Pencil Photocell
P18112	208-277V 240VAC Pencil Photocell

Replacement Parts (Order Separately, Field Installed)	
P18114	120-277V, 50/60Hz Pencil Photocell

*Shown Mounted



Ground Mount Flood



Wall Mount Cutoff

DISTRIBUTIONS

LED COB Watts	Input Watts	Flood Beam	Wall Mount
COB LED 21w	21	110°H x 100°V, NEMA 7H x 6V	Type III
COB LED 43w	43	100°H x 90°V, NEMA 7H x 6V	Type II