

# AL55Q DuraLED MegaAL Area and Flood Light



Project Name:	<b>Project Information</b>	Fixture Type:
Complete Catalog #:		Date:
Comments:		

The DuraGuard AL55Q MegaAL luminaire is available with a wide choice of optical distributions designed to replace HID lighting systems of 1000w to 1500w MH or HPS. Typical applications include general area, parking, flood, and security lighting for auto dealerships, retail centers, industrial parks, schools and universities, public transit and airports, office buildings and medical facilities. Mounting heights of 20 to 50 feet can be used based on light level and uniformity requirements.

## SPECIFICATIONS AND FEATURES:

### HOUSING:

Heavy-Duty Die Cast Aluminum Housing & Front Frame, Integral Heat Sinking, Driver Compartment. Photocell Adaptable.

### LISTING & RATINGS:

CSA: Listed for Wet Locations, ANSI/UL 1598, 8750 IP66 Sealed LED Compartment.

### FINISH:

Textured Architectural Bronze Powdercoat Finish Over a Chromate Conversion Coating. Custom Colors Available Upon Request.

### LENS:

Tempered Clear Flat Glass Lens.

### MOUNTING OPTIONS:


Mount with Adjustable Slipfitter. (Factory Installed)

### DURALED LED:

Aluminum Boards

### WATTAGE:

348w Array: 348w, System: 385.7w; (1000-1500w HID Equivalent)  
524w Array: 524w, System: 568w; (1000-1500w HID Equivalent)



### DRIVER:

Electronic Driver, 120-277V, 50/60Hz or 347-480V, 50/60Hz; Less Than 20% THD and PF>0.90. Standard Internal Surge Protection 6kV. 0-10V Dimming Standard for a Dimming Range of 100% to 10%; Dimming Source Current is 150 Microamps.

### CONTROLS:

Fixtures Ordered with Factory-Installed Photocell or Motion Sensor Controls are Internally Wired for Switching and/or 1-10V Dimming Within the Housing. Remote Direct Wired Interface of 1-10V Dimming is Not Implied and May Not Be Available, Please Consult Factory. Fixtures are Tested with DuraGuard Controls and May Not Function Properly With Controls Supplied By Others. Fixtures are NOT Designed for Use with Line Voltage Dimmers.

### WARRANTY:

5-Year Warranty for -40°C to +50°C Environment.

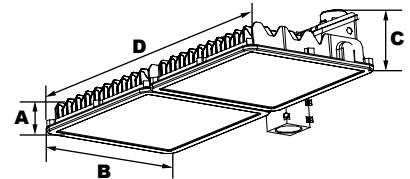
See Page 4 for Projected Lumen Maintenance Table.



Shown with Pole Mounted Slipfitter.



Shown with "LSF" Slipfitter Mounting Option.



### Dimensions

<b>Width (D)</b>	33" (838mm)
<b>Length (B)</b>	16½" (419mm)
<b>Height (A)</b>	3" (76mm)
<b>Height (C)</b>	7" (178mm)

### DuraLED TECHNOLOGY

Complete Units  
Ordering Information  
Example: AL55QF2X262U5KZLSFSP

# AL55Q DuraLED MegaAL Area and Flood Light

AL55Q					C	LSF			
Model	Optics	Wattage	Driver	CCT	Lens	Color	Mounting	Options	
AL55Q=DuraLED MegaAL Area and Flood Light		2X174=348w 2X262=524w	U=120-277V H=347-480V	4K=4000K 5K=5000K	C=Clear Flat Glass Lens	Z=Bronze C=Custom (Consult Factory)	LSF=Slipfitter, Included		
A=Type I/NEMA 7H x 5V B=Type II/NEMA 7H x 7V C=Type III/NEMA 7H x 7V D=Type IV/NEMA 7H x 6V F=Type V/NEMA 7H x 7V I=Narrow Beam/NEMA 4H x 4V* *4K only  See Page 3 & 4 for Distribution Information.					SF=Single Fuse (120-277V Only) DF=Double Fuse (120-277V Only) SP=Surge Protection R3=3-Pin Twist Lock Photocell Receptacle R5=5-Pin Twist Lock Photocell Receptacle R7=7-Pin ANSI C136.41—2013 Twist Lock Photocell Receptacle				



Specifications subject to change without notice.

# AL55Q DuraLED MegaAL Area and Flood Light



## ADDITIONAL MOUNTING OPTIONS

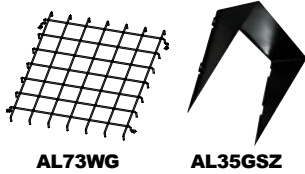


**AL55Q Shown with "LSF" External Mount Slipfitter**, External Mount Die-Cast Adjustable Slipfitter for 2 1/2" Tenons, Bronze Powdercoat Finish, Includes Hardware.

## EPA (EFFECTIVE PROJECTED AREA) NOTE: VALUES FOR HORIZONTAL MOUNTING.

Configuration	EPA (Sq. Ft.)	Weight (Lbs.)	Configuration	EPA (Sq. Ft.)	Weight (Lbs.)
 1	.96	62 Lbs	 2@180' Mount	1.92	124 Lbs

## ACCESSORIES & REPLACEMENT PARTS:



Accessories (Order Separately, Field Installed)	
P18131	Twist Lock Non-Shorting (Open) Cap Disconnects Service to Fixture for Temporary or Permanent Disabling (Fixture Always Off). IP65, 480V Maximum.
P18132	Twist Lock Shorting Cap Provides Fixed Service to Fixture (Fixture Always on). IP65, Rated Load 7200w Tungsten.
P18140	110-120VAC Instant Twist Lock Photocell
P18150	120VAC Time Delay Twist Lock Photocell
P18152	277VAC Time Delay Twist Lock Photocell
P18156	120-277VAC Universal Twist Lock Photocell
P18157	480VAC Time Delay Twist Lock Photocell. For 480V use only.
AL73WG	Wire Guard, Stainless Steel Construction. AL55 Requires Two.
AL35GSZ	Aluminum Glare/House Side Shield, Bronze Powdercoat Finish, Includes Hardware. AL55 Requires Two.

Replacement Parts (Order Separately, Field Installed)	
AL35GL	Tempered Clear Flat Glass Lens.
LSFZ	External Mount Die-Cast Adjustable Slipfitter for 2 1/2" Tenons, Bronze Powdercoat Finish, Includes Hardware.


# AL55Q DuraLED MegaAL Area and Flood Light



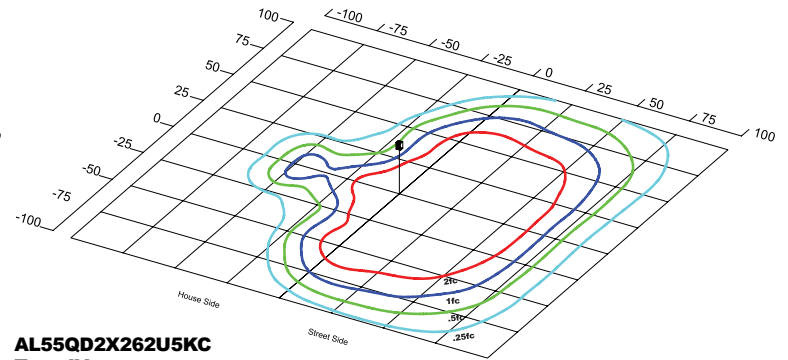
## PHOTOMETRIC PERFORMANCE

LED Board Watts	Drive Current (mA)	Input Watts	Optics	5000 CCT 80 CRI					4000 CCT 80 CRI				
				Lumens	LPW	B	U	G	Lumens	LPW	B	U	G
<b>DuraLED 2x174w</b>	525	386	A Type I	45,150	117	5	0	4	42,103	109	5	0	4
			B Type II	43,474	113	4	0	4	40,540	105	4	0	3
			C Type III	43,047	112	4	0	4	40,142	104	4	0	4
			D Type IV	37,833	98	4	0	5	35,280	91	4	0	5
			F Type V	45,826	119	5	0	2	42,733	110	5	0	2
<b>DuraLED 2x262w</b>		568	A Type I	67,983	120	5	0	4	63,396	112	5	0	4
			B Type II	65,459	115	5	0	4	61,042	107	5	0	4
			C Type III	64,816	114	5	0	5	60,443	106	5	0	5
			D Type IV	56,966	100	4	0	5	53,122	94	4	0	5
			F Type V	69,001	121	5	0	3	64,345	113	5	0	3

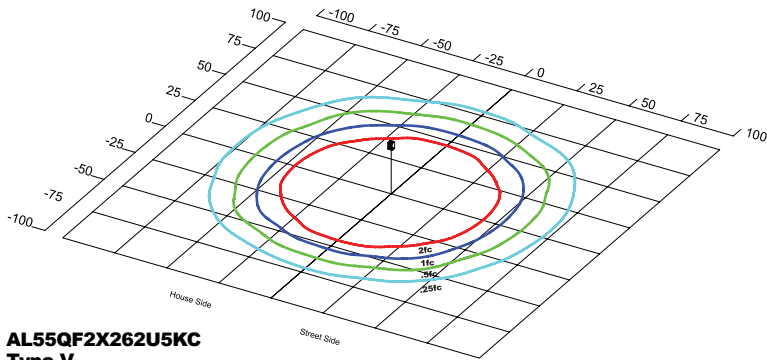
## PHOTOMETRIC DATA



**AL55QC2X262U5KC**  
**Type III**  
 Grid in MH  
 MH=25 Feet



**AL55QD2X262U5KC**  
**Type IV**  
 Grid in MH  
 MH=25 Feet



**AL55QF2X262U5KC**  
**Type V**  
 Grid in MH  
 MH=25 Feet

Specifications subject to change without notice.

# AL55Q DuraLED MegaAL Area and Flood Light



## PHOTOMETRIC PERFORMANCE

LED Board Watts	Drive Current (mA)	Input Watts	Beam	5000 CCT 80 CRI		4000 CCT 80 CRI		
				Lumens	LPW	Lumens	LPW	
DuraLED 2x174w	525	386	A	130°H x 75°V, NEMA 7H x 5V	45,030	117	41,991	109
			B	115°H x 40°V, NEMA 7H x 6V	43,451	113	40,518	105
			C	115°H x 70°V, NEMA 7H x 7V	42,873	111	39,979	104
			D	120°H x 50°V, NEMA 7H x 6V	37,177	96	34,667	90
			F	120°H x 120°V, NEMA 7H x 7V	45,704	118	42,619	110
DuraLED 2x262w		568	A	130°H x 75°V, NEMA 7H x 5V	67,802	119	63,227	111
			B	115°H x 40°V, NEMA 7H x 6V	65,424	115	61,009	107
			C	115°H x 70°V, NEMA 7H x 7V	64,554	114	60,198	106
			D	120°H x 50°V, NEMA 7H x 6V	55,977	99	52,200	92
			F	120°H x 120°V, NEMA 7H x 7V	68,816	121	64,172	113

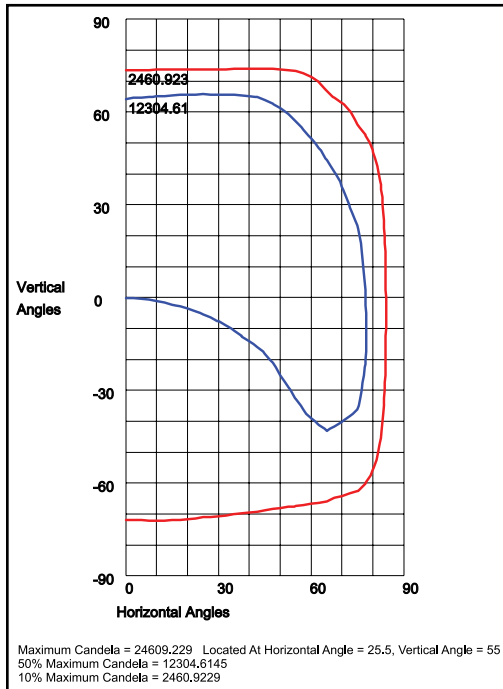
## PROJECTED LUMEN MAINTENANCE

Data shown for 5000 CCT TM-21-11		Input Watts	Compare to MH				
L70 Lumen Maintenance @ 25°C / 77°F	L70 Lumen Maintenance @ 50°C / 122°F		Initial	25,000 Hrs	50,000 Hrs	100,000 Hrs	Calculated LED Life
L70 Lumen Maintenance @ 25°C / 77°F	L70 Lumen Maintenance @ 50°C / 122°F	All wattages up to and including 568w	1.00	0.98	0.96	0.93	419,000
L70 Lumen Maintenance @ 50°C / 122°F	L80 Lumen Maintenance @ 40°C / 104°F		1.00	0.97	0.94	0.88	251,000
L80 Lumen Maintenance @ 40°C / 104°F			1.00	0.97	0.95	0.90	191,000

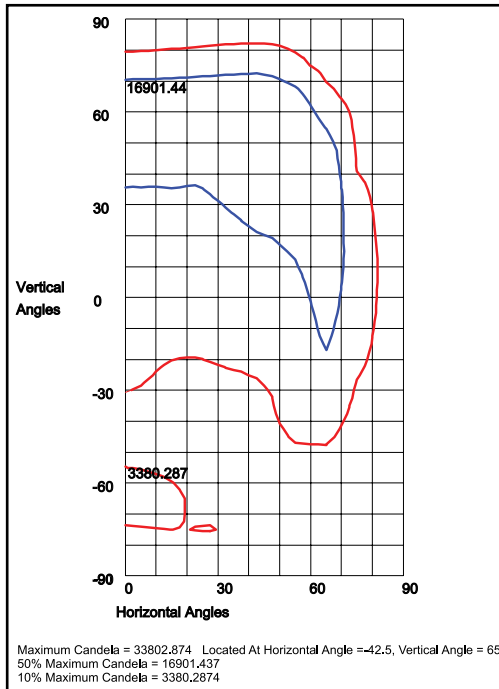
**NOTES:**

1. Projected per IESNA TM-21-11. Data references the extrapolated performance projections for the 525mA base model in a 25°C ambient, based on 10,000 hours of LED testing per IESNA LM-80-08.
2. Compare to MH box indicates suggested Light Loss Factor (LLF) to be used when comparing to Metal Halide (MH) systems.

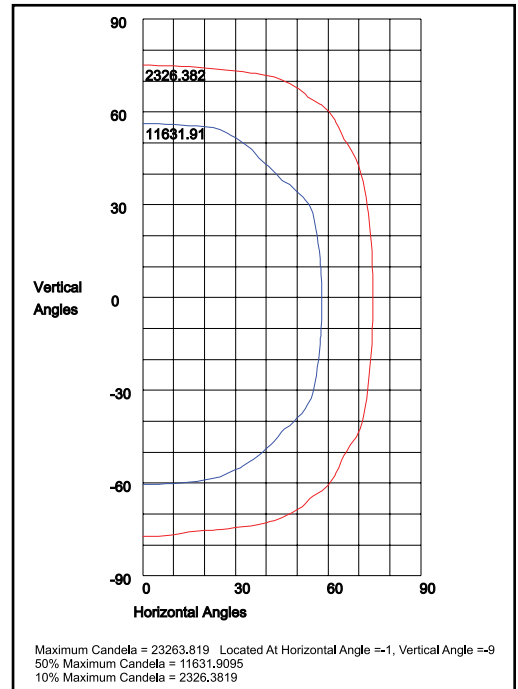
## PHOTOMETRIC DATA



**AL55QC2X262U5KC**  
 130 H x 75 V, NEMA 7H x 7V



**AL55QD2X262U5KC**  
 130 H x 75 V, NEMA 7H x 5V



**AL55QF2X262U5KC**  
 130 H x 75 V, NEMA 7H x 5V

Specifications subject to change without notice.