

# KH45Q Amber Large Hampton Kitty Hawk Area, Wall, and Flood Light



<b>Project Information</b>	
Project Name:	Fixture Type:
Complete Catalog #:	Date:
Comments:	

The DuraGuard Amber KH45Q cut-off area, wall mounted or flood light luminaire is available with a wide choice of mounting configurations and IES Type III or V distributions or a 30° narrow beam designed to replace HID lighting systems up to 400w MH or HPS for wildlife or security applications requiring monochromatic AMBER light. LEDs operate between 585 and 595 nm, greater than 560nm required for wildlife protection. Typical lighting applications include retail centers, industrial parks, schools and universities, public transit and airports, office buildings and medical facilities. Mounting can be accomplished using ground attachment accessories and to heights of 16 to 35 feet based on light level and uniformity requirements.

**SPECIFICATIONS AND FEATURES:**

**HOUSING:**

Die Cast Aluminum Housing and Front Frame, Integral Heat Sinking and Driver Compartment. Photocell Adaptable. Nickel-Plated Stainless Steel Hardware.

**LISTING & RATINGS:**

CSA: Listed for Wet Locations, ANSI/UL 1598, 8750; IP66 Sealed LED Compartment.

**FINISH:**

Textured Architectural Bronze Powdercoat Finish Over a Chromate Conversion Coating. Custom Colors Available Upon Request.

**LENS:**

Tempered Clear Flat Glass Lens

**MOUNTING OPTIONS:**

Mounts with Kitty Hawk Arm, Adjustable Slipfitter, 2 3/8" Diameter Mounting Arm Adapter, Yoke, Two-Piece Bracket or Wall Mount Bracket. (Factory Installed)

**AMBER LED:**

Aluminum Boards

**WATTAGE:**

Array: 167.3w, System: 180w; (250-400w HID Equivalent)

**DRIVER:**

Electronic Driver, 120-277V, 50/60Hz or 347-480V, 50/60Hz; Less Than 20% THD and PF>0.90. Standard Internal Surge Protection 6kV, 0-10V Dimming Standard for a Dimming Range of 100% to 10%; Dimming Source Current is 150 Microamps.

**CONTROLS:**

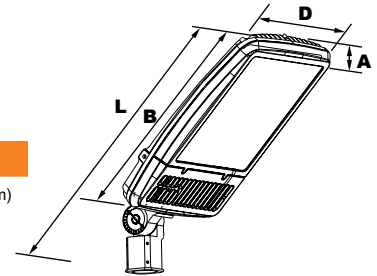
Fixtures Ordered with Factory-Installed Photocell or Motion Sensor Controls are Internally Wired for Switching and/or 1-10V Dimming Within the Housing. Remote Direct Wired Interface of 1-10V Dimming is Not Implied and May Not Be Available, Please Consult Factory. Fixtures are Tested with DuraGuard Controls and May Not Function Properly With Controls Supplied By Others. Fixtures are NOT Designed for Use with Line Voltage Dimmers.

**WARRANTY:**

5-Year Warranty for -40°C to +50°C Environment.



Shown with "SSF" Slipfitter Mounting Option.



**Dimensions**

- Width (D) 15 1/4" (400mm)
- Length (B) 22" (559mm)
- Height (A) 4" (102mm)

**Length with Mount (L)**

- Kitty Hawk Arm (KH45A): 27 1/2" (699mm)
- Slipfitter (SSF): 29 1/4" (743mm)
- Mounting Arm Adaptor (ALMAAA): 26 5/8" (664mm)
- Yoke (KH45Y): 26 1/4" (667mm)
- Wall Mount Bracket (WM): 23 3/4" (604mm)

**DuraLED TECHNOLOGY**

Complete Units  
Ordering Information  
Example: KH45Q1X167UBLCZSSFSF

## KH45Q Amber Large Hampton Kitty Hawk Area, Wall, and Flood Light

# DuraLED Amber Series

KH45Q	1X167	AM	C					
Model	Beam	Wattage	Driver	CCT	Lens	Color	Mounting	Options
KH45Q=Amber Large Hampton Kitty Hawk Area, Wall, and Flood Light		1X167=167w	U=120-277V H=347-480V	AM=Amber	C=Standard Clear Flat Glass Lens	Z=Bronze C=Custom (Consult Factory)		
	C=NEMA 7Hx7V* F=NEMA 7Hx7V I=NEMA 4Hx4V*							KH45A=Kitty Hawk Arm SSF= Slipfitter ALMAA= Mounting Arm Adapter KH45Y=Yoke SSB=Two-Piece Swivel Bracket WM=Wall Mount Bracket NM=No Mount
	* Special Order, 6 Week Lead Time.							

**SF**=Single Fuse\*  
**DF**=Double Fuse\*  
**SP**=Surge Protection  
**M1**=Motion Sensor, IR for mounting heights of 20ft to 35ft  
**M2**=Motion Sensor, IR for mounting heights of 18ft or less  
**R3**=3-Pin Twist Lock Photocell Receptacle  
**R5**=5-Pin Twist Lock Photocell Receptacle  
**R7**=7-Pin ANSI C136.41—2013 Twist Lock Photocell Receptacle  
**S23**=Internal Microwave Sensor with Dimming for Mounting Heights of 35' or Less.\*  
**S43**=Microwave On/Off Motion Sensor for Mounting Heights of 8' to 19'.\*

\*120-277V Models Only.



Specifications subject to change without notice.

# KH45Q Amber Large Hampton Kitty Hawk Area, Wall, and Flood Light



## MOUNTING OPTIONS:



**KH45Q Shown with "KH45A" Kitty Hawk Arm,** Kitty Hawk Die-Cast Mounting Arm, Bronze Powdercoat Finish, Includes Hardware. Mounts Directly to Square Poles.



**KH45Q Shown with "ALMAA" Pole Mounting Arm Adaptor,** Die-Cast Adaptor for 2 1/2" Horizontal Mounting Arms, Bronze Powdercoat Finish, Includes Hardware.



**KH45Q Shown with "KH45Y" Yoke,** Stamped Heavy-Duty Steel Yoke, Bronze Powdercoat Finish, Includes Hardware.



**KH45Q Shown with "SSF" External Mount Slipfitter,** External Mount Die-Cast Adjustable Slipfitter for 2 1/2" Tenons, Bronze Powdercoat Finish, Includes Hardware.






**KH45Q Shown with "SSB" Two-Piece Swivel Bracket,** Two-Piece Stamped Steel Adjustable Bracket, Bronze Powdercoat Finish, Includes Hardware.






**KH45Q Shown with "WM" Wall Mount Bracket,** Wall Bracket, Heavy-Duty Stamped Steel, Bronze Powdercoat Finish, Includes Hardware.

## EPA (EFFECTIVE PROJECTED AREA) SHOWN WITH LARGE KITTY HAWK ARM MOUNTING

Configuration	EPA (Sq. Ft.)	Weight (Lbs.)
 <b>1</b>	1.00	33 Lbs

Configuration	EPA (Sq. Ft.)	Weight (Lbs.)
 <b>2@180° Mount</b>	2.00	66 Lbs
 <b>2@90° Mount</b>	1.36	66 Lbs

Configuration	EPA (Sq. Ft.)	Weight (Lbs.)
 <b>3@90° Mount</b>	2.20	99 Lbs
 <b>3@120° Mount</b>	2.00	99 Lbs

Configuration	EPA (Sq. Ft.)	Weight (Lbs.)
 <b>4@90° Mount</b>	2.20	132 Lbs


## ACCESSORIES & REPLACEMENT PARTS:

Mounting Accessories (Order Separately, Field Installed)	
KH40RPZ	Die-Cast Adaptor for 4" to 6" Round Poles, Bronze Powdercoat Finish. Use with KH45A Kitty Hawk Mounting Arm only.
KH40WMZ	Die-Cast Wall Mount Adaptor, Bronze Powdercoat Finish. Use with KH45A Kitty Hawk Mounting Arm only.
PTSB1SZ	Single Pole Tenon Spoke Bracket, 2 1/2" Horizontal Mounting Arm, Bronze Powdercoat Finish, Includes Hardware.
PTSB290SZ	Twin Pole Tenon Spoke Bracket, 2 1/2" Horizontal 90° Mounting Arms, Bronze Powdercoat Finish, Includes Hardware.
PTSB2180SZ	Twin Pole Tenon Spoke Bracket, 2 1/2" Horizontal 180° Mounting Arms, Bronze Powdercoat Finish, Includes Hardware.
PTSB390SZ*	Triple Pole Tenon Spoke Bracket, 2 1/2" Horizontal 90° Mounting Arms, Bronze Powdercoat Finish, Includes Hardware.
PTSB3120SZ*	Triple Pole Tenon Spoke Bracket, 2 1/2" Horizontal 120° Mounting Arms, Bronze Powdercoat Finish, Includes Hardware.
PTSB490SZ*	Quad Pole Tenon Spoke Bracket, 2 1/2" Horizontal 90° Mounting Arms, Bronze Powdercoat Finish, Includes Hardware.

\*Non-stock item. Consult factory for lead time.

Accessories (Order Separately, Field Installed)	
P18131	Twist Lock Non-Shorting (Open) Cap Disconnects Service to Fixture for Temporary or Permanent Disabling (Fixture Always Off). IP65, 480V Maximum.
P18132	Twist Lock Shorting Cap Provides Fixed Service to Fixture (Fixture Always on). IP65, Rated Load 7200w Tungsten.
P18140	110-120VAC Instant Twist Lock Photocell
P18150	120VAC Time Delay Twist Lock Photocell
P18152	277VAC Time Delay Twist Lock Photocell
P18156	120-277VAC Universal Twist Lock Photocell
P18157	480VAC Time Delay Twist Lock Photocell. For 480V use only.
ACCHSG1Z	Die Cast Accessory Housing for Installing Sensors or Other Lighting Controls, Bronze Powdercoat Finish
KH45GSZ	Aluminum House Side Shield, Bronze Powdercoat Finish, Includes Hardware.
KH45WG	Wire Guard, Stainless Steel Construction
ACCHSG3	Bronze UV-Stabilized Polycarbonate Housing for Installing Sensors, Includes Sensor Bracket and Gasket.

Replacement Parts (Order Separately, Field Installed)	
KH45AZ	Kitty Hawk Die-Cast Mounting Arm, Bronze Powdercoat Finish, Includes Hardware. Mounts Directly to Square Poles.
SSFZ	External Mount Die-Cast Adjustable Slipfitter for 2 1/2" Tenons, Bronze Powdercoat Finish, Includes Hardware.
ALMAAZ	Die-Cast Adaptor for 2 1/2" Horizontal Mounting Arms, Bronze Powdercoat Finish, Includes Hardware.
KH45YZ	Stamped Heavy-Duty Steel Yoke, Bronze Powdercoat Finish, Includes Hardware.
SSBZ	Two-Piece Stamped Steel Adjustable Bracket, Bronze Powdercoat Finish, Includes Hardware.
WBR2Z	Wall Bracket, Heavy-Duty Stamped Steel, Bronze Powdercoat Finish, Includes Hardware.
P17117	Internal Microwave Sensor with Dimming, 120-277VAC, 50/60Hz. See P17117 Specification Page for Details.
P17123	Internally Mounted Microwave On/Off Motion Sensor for Mounting Heights of 8' to 19', 120-277VAC, 50/60Hz

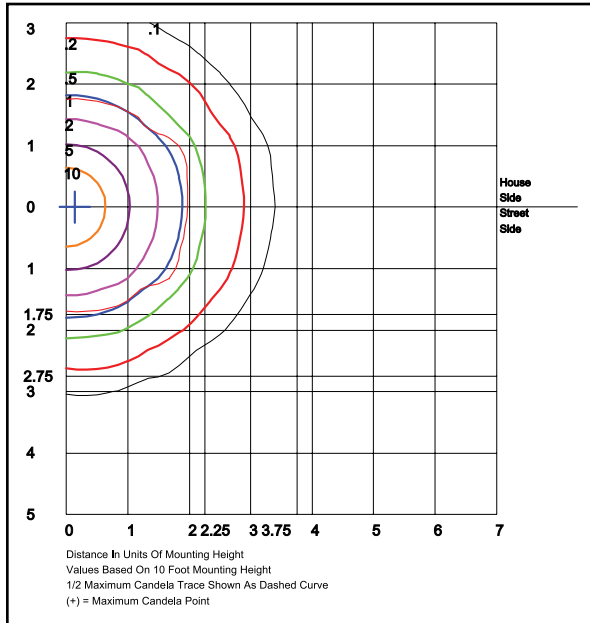


Specifications subject to change without notice.

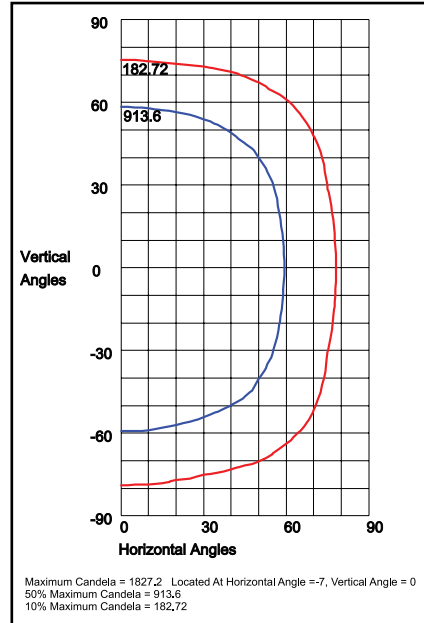
# KH45Q Amber Large Hampton Kitty Hawk Area, Wall, and Flood Light



## PHOTOMETRIC DATA

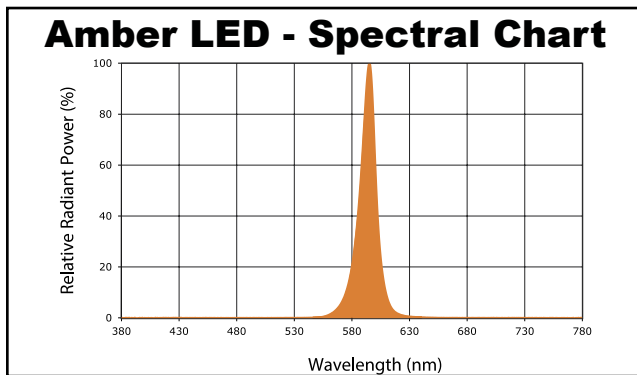


**KH45QF1X167UAMC-**  
**Type V**  
 Grid in MH  
 MH=10 Feet



**KH45QF1X167UAMC**  
**115H x 110V, NEMA 7H x 7V**

## SPECTRAL CHART



## PHOTOMETRIC PERFORMANCE

LED Board Watts	Drive Current (mA)	Input Watts	Optics	Amber LEDs				
				Lumens	LPW	B	U	G
Amber LED 167w	525	180	F Type V	5,717	32	2	2	1

LED Board Watts	Drive Current (mA)	Input Watts	Beam	Amber LEDs	
				Lumens	LPW
Amber LED 167w	525	180	F 115H x 110V, NEMA 7H x 7V	5,673	32