

# PFS80Q DuraLED Sculptor Open Large Square Post Top



<b>Project Information</b>	
Project Name: _____	Fixture Type: _____
Complete Catalog #: _____	Date: _____
Comments: _____	

The DuraGuard PFS80Q Sculptor Architectural Open Large Square Post Top is available in Type III or V distributions with two lens options designed to replace HID lighting systems up to 1000w MH or HPS. The fixture mounts to a pole top tenon. Typical area lighting applications include parking areas, walkways, and street lighting applications. Mounting heights of 12 to 30 feet can be used based on light level and uniformity requirements.

## SPECIFICATIONS AND FEATURES:

### HOUSING:

Die Cast Aluminum Housing, Integral Heat Sinking. Photocell Adaptable.

### LISTING & RATINGS:

CSA: Listed for Wet Locations, ANSI/UL 1598, 8750 IP66 Sealed LED Compartment.

### FINISH:

Black Powdercoat Finish Over a Chromate Conversion Coating. Custom Colors Available Upon Request.

### LENS:

Clear UV-Stabilized Polycarbonate or SoftLED LumaLens Opal UV-Stabilized Polycarbonate Vandal-Resistant Array Lens to Seal LED Array

### MOUNTING OPTIONS:


Accommodates "P3" 2 1/4" O.D. x 3" Tenons

### DURALED LED:

Aluminum Boards

### WATTAGE:

100w Array: 100w, System: 108w; (150-250w HID Equivalent)  
 176w Array: 176w, System: 190w; (400-1000w HID Equivalent)  
 276w Array: 276w, System: 293w; (400-1000w HID Equivalent)



### DRIVER:

Electronic Driver, 120-277V, 50/60Hz or 347-480V, 50/60Hz; Less Than 20% THD and PF>0.90. Standard Internal Surge Protection 6kV. 0-10V Dimming Standard for a Dimming Range of 100% to 10%; Dimming Source Current is 150 Microamps.

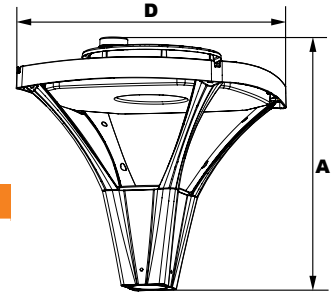
### CONTROLS:

Fixtures Ordered with Factory-Installed Photocell or Motion Sensor Controls are Internally Wired for Switching and/or 1-10V Dimming Within the Housing. Remote Direct Wired Interface of 1-10V Dimming is Not Implied and May Not Be Available, Please Consult Factory. Fixtures are Tested with DuraGuard Controls and May Not Function Properly With Controls Supplied By Others. Fixtures are NOT Designed for Use with Line Voltage Dimmers.

### WARRANTY:

5-Year Warranty for -40°C to +50°C Environment.

See Page 2 for Projected Lumen Maintenance Table.



### Dimensions

<b>Width (D)</b>	2 1/4" (551mm)
<b>Height (A)</b>	2 3/4" (589mm)

## DuraLED TECHNOLOGY

Complete Units  
 Ordering Information  
 Example: PFS80QF1X276U5KCBSP

# PFS80Q DuraLED Sculptor Open Large Square Post Top

## PFS80Q

Model	Optics	Wattage	Driver	CCT	Lens	Color	Options
<b>PFS80Q</b> =DuraLED Sculptor Open Large Square Post Top	<b>C</b> =Type III <b>F</b> =Type V	<b>1X100</b> =100w <b>1X176</b> =176w <b>1X276</b> =276w*	<b>U</b> =120-277V <b>H</b> =347-480V	<b>3K</b> =3000K* <b>4K</b> =4000K <b>5K</b> =5000K		<b>B</b> =Black <b>C</b> =Custom (Consult Factory)	
		*Use with F Optic Only.		*Use with 176w F Optic Models Only.			
						<b>C</b> =Clear UV-Stabilized Polycarbonate Array Lens <b>L</b> =SoftLED LumaLens Opal UV-Stabilized Polycarbonate Array Lens* *Use with Type V Models Only	

- P2AB**=PSRTN Tenon Adaptor, Black
- P2AC**=PSRTN Tenon Adaptor, Custom Color (Consult Factory)
- SF**=Single Fuse\*
- DF**=Double Fuse\*
- SP**=Surge Protection
- R3**=3-Pin Twist Lock Photocell Receptacle
- R5**=5-Pin Twist Lock Photocell Receptacle
- R7**=7-Pin ANSI C136.41—2013 Twist Lock Photocell Receptacle
- S2**=Microwave Sensor with Dimming for Mounting Heights of 8' to 40'.\*
- S4**=Microwave On/Off Motion Sensor for Mounting Heights of 8' to 19'.\*

\*120-277V Models Only.



Specifications subject to change without notice.

# PFS80Q DuraLED Sculptor Open Large Square Post Top



## ACCESSORIES & REPLACEMENT PARTS:

### Mounting Accessories (Order Separately, Field Installed)

PSRTN\* Retrofit Tenon Adaptor, Die Cast with Powdercoat Finish, Hardware Included. Converts a 2 3/8" x 4" Pole Tenon to a 2 1/8" x 3" Tenon.

\*Specify Color: B=Black, C=Custom (Consult Factory)



**PSRTN**

### Accessories (Order Separately, Field Installed)

- P18131 Twist Lock Non-Shorting (Open) Cap Disconnects Service to Fixture for Temporary or Permanent Disabling (Fixture Always Off). IP65, 480V Maximum.
- P18132 Twist Lock Shorting Cap Provides Fixed Service to Fixture (Fixture Always on). IP65, Rated Load 7200w Tungsten.
- P18140 110-120VAC Instant Twist Lock Photocell
- P18150 120VAC Time Delay Twist Lock Photocell
- P18152 277VAC Time Delay Twist Lock Photocell
- P18156 120-277VAC Universal Twist Lock Photocell
- P18157 480VAC Time Delay Twist Lock Photocell. For 480V use only.



**P18131**



**P18132**



**P18140**



**P18150  
P18152**



**P18156,  
P18157**

### Replacement Parts (Order Separately, Field Installed)

- PF70ALL SoftLED LumaLens Opal UV-Stabilized Polycarbonate Array Lens
- P17117 Internal Microwave Sensor with Dimming for Mounting Heights of 8 to 40'. 120-277VAC, 50/60Hz
- P17123 Internally Mounted Microwave On/Off Motion Sensor for Mounting Heights of 8' to 19', 120-277VAC, 50/60Hz



**P17117**



**P17123**

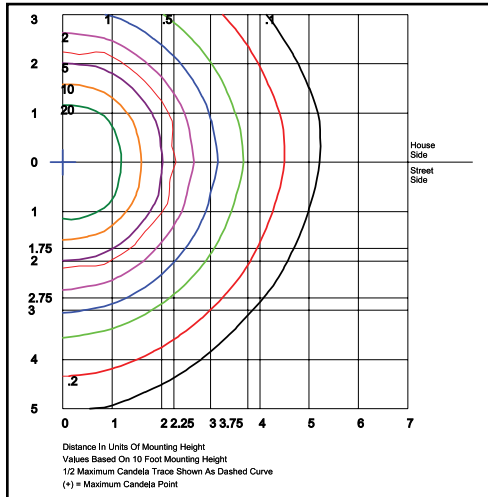
## EPA (EFFECTIVE PROJECTED AREA)

EPA (Sq. Ft.)	Weight (Lbs.)
1.70	32 Lbs

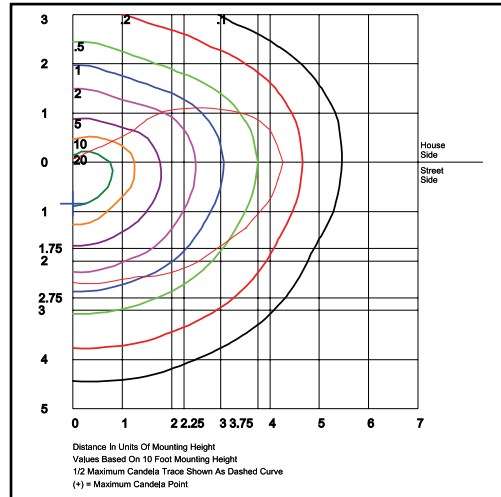
# PFS80Q DuraLED Sculptor Open Large Square Post Top



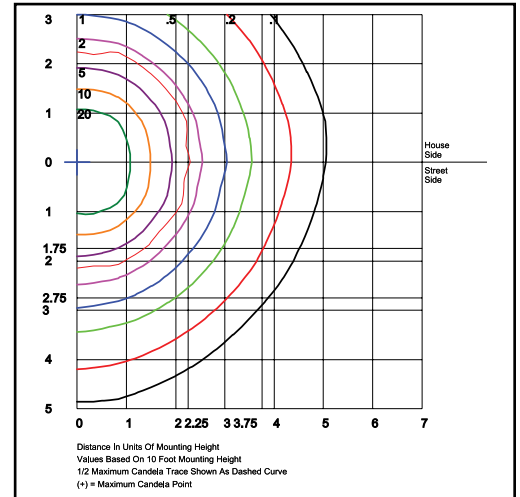
## PHOTOMETRIC DATA



**PFS80QF1X276U5KC, Clear Lens**  
**Type V**  
 Grid in MH  
 MH=10 Feet



**PFS80QC1X176U5KC, Clear Lens**  
**Type III**  
 Grid in MH  
 MH=10 Feet



**PFS80QC1X100U5KC, LumaLens**  
**Type V**  
 Grid in MH  
 MH=10 Feet

## PHOTOMETRIC PERFORMANCE

Optic	CCT	"Wattage (Catalog Logic)"		
		100W (1X100)	176W (1X176)	276W (1X276)
		108.2W	190.4W	292.5W
		Delivered Lumens		
C=Type III	3000K	7,363	12,958	-
	4000K	7,661	13,483	-
	5000K	7,959	14,008	-
	BUG Rating	B2-U0-G2	B3-U0-G3	-
F=Type V	3000K	-	18,192	30,671
	4000K	-	19,022	31,658
	5000K	-	19,509	32,892
	BUG Rating	-	B4-U2-G2	B5-U0-G3

## PROJECTED LUMEN MAINTENANCE

Data shown for 5000 CCT		Compare to MH				
TM-21-11	Input Watts	Initial	25,000 Hrs	50,000 Hrs	100,000 Hrs	Calculated LED Life
L70 Lumen Maintenance @ 25°C / 77°F	All wattages up to and including 293w	1.00	0.98	0.96	0.92	362,000
L70 Lumen Maintenance @ 50°C / 122°F		1.00	0.96	0.92	0.84	183,000
L80 Lumen Maintenance @ 40°C / 104°F		1.00	0.97	0.94	0.88	167,000

### NOTES:

1. Projected per IESNA TM-21-11. Data references the extrapolated performance projections for the 525mA base model in a 25°C ambient, based on 10,000 hours of LED testing per IESNA LM-80-08.
2. Compare to MH box indicates suggested Light Loss Factor (LLF) to be used when comparing to Metal Halide (MH) systems.