

KITTY HAWK

LED Lighting for Auto Dealerships



DuraGuard
PRODUCTS INC.[®]
A QSSI Company

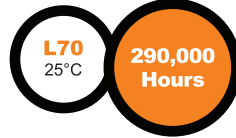
Auto Dealership LED Lighting

Kitty Hawk Area, Flood and Wall Luminaires



KH45Q
Wall Mount

KH45Q
Flood Light

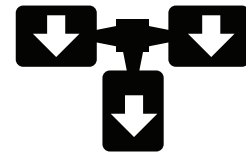


Auto Dealership Front Line Rotated Optics Configurations (Factory Configured Mounting Option)

TWIN @ 180° with Rotated Optics



TRIPLE @ 90° with Rotated Optics



KH45Q Architectural Luminaires

- Full Cut Off Optics control off site glare
- Precision Rotated Optics provide bright and uniform light levels on the front line
- Multiple optic choice allows matching aesthetics for all area lights throughout site
- Full range of wattages and optics provide uniform lighting for all possible site conditions
- IES Types I, II, III, IV, V, and narrow flood optics

Specifications:

Housing: Die cast copper-free aluminum, no recycled content, automated silicone gaskets

Listing: CSA UL1598 Wet Location, IP66

Hardware: Nickel-Plated Stainless Steel hardware

Wattage: LED 99w-256w

LED Arrays: 100% pure aluminum circuit boards with conformal coating

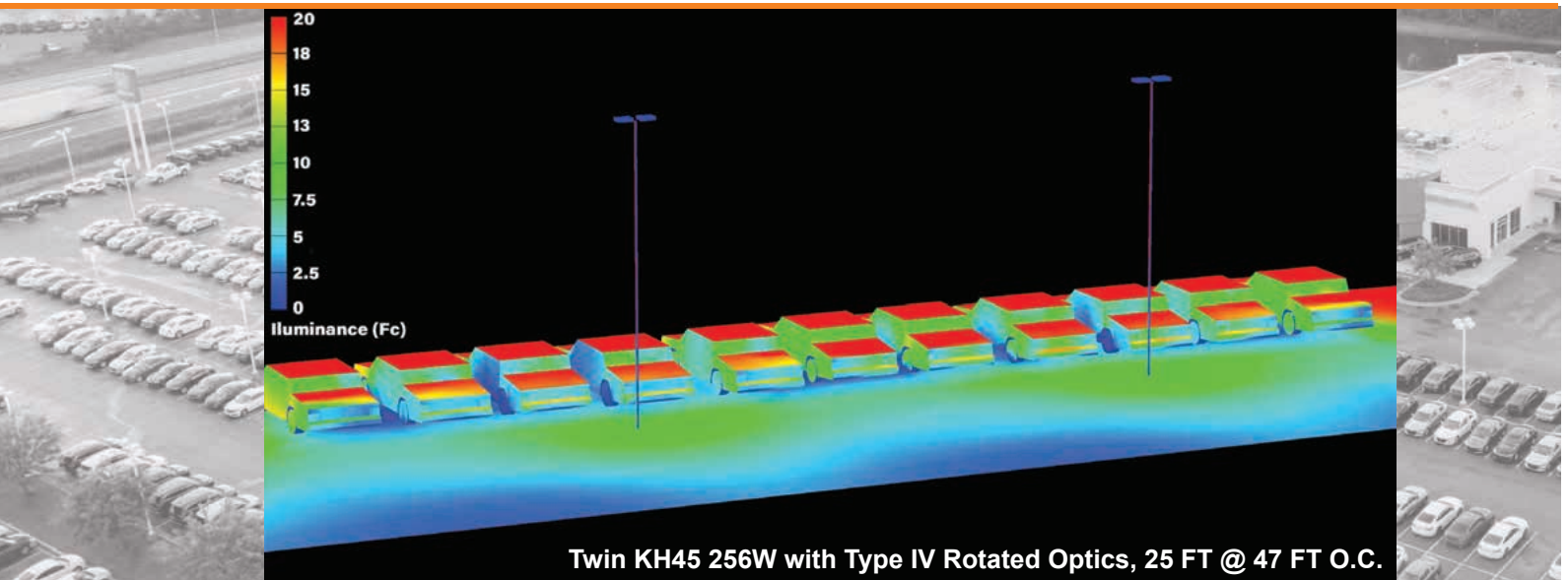
Optics: IES Types I, II, III, IV and V, horizontal, wide and narrow beams, and Auto Dealership Front Line Rotated Right or Left

Driver: 120-277V, 50/60Hz or 347-480V, 50/60Hz; less than 20% THD and PF>0.90. Standard internal Surge Protection 6kV. 0-10V Dimming

Controls: Photocells, 3, 5 and 7-pin twist lock photocell receptacles, microwave or IR motion sensors

KH45 - LUMEN OUTPUT Auto Rotated Optics (CxLD, CxRD, DxLD, DxRD)					
Wattage	Lumen Range	Wattage	Lumen Range	Wattage	Lumen Range
225W Opt.	35,000-36,500	256W	35,500-37,000	-	-

KH45 - LUMEN OUTPUT Standard Optics					
Wattage	Lumen Range	Wattage	Lumen Range	Wattage	Lumen Range
99W	12,500-14,500	111W	14,000-16,500	133W	17,000-19,500
136W Opt.	19,500-22,500	167W	21,000-24,500	183W	23,000-26,500
199W	25,000-29,000	225W Opt.	31,500-36,500	256W	32,000-37,500



Twin KH45 256W with Type IV Rotated Optics, 25 FT @ 47 FT O.C.

Auto Dealership Recommended Light Levels

LEDicated

Designed **SPECIFICALLY** for LED



Complementary Lighting Products from DuraGuard for a complete Auto Dealership Design

**Ground/Pole Accent Floods
Site Signage Lighting**



KH25Q
6,600-16,000 Lumens

**Outside Show Canopies
Customer Inspection Bay**



CP10Q
4,400-9,900 Lumens

**Wall Mount Building
Perimeter**



WPC45Q
9,700-21,500 Lumens

**Garage Parking
Auto Storage**




VGS40Q
4,900-10,200 Lumens

**Auto Showroom
Auto Service Bays**



AFRC30Q
5,100-21,000 Lumens



Refer to Specification Page for specific DLC certified Products.

KITTY HAWK MOUNTING OPTIONS:



KH45Q Shown with "KH45A" Kitty Hawk Arm, Kitty Hawk Die-Cast Mounting Arm, Bronze Powdercoat Finish, Includes Hardware. Mounts Directly to Square Poles. Replacement Model KH45AZ.



KH45Q Shown with "ALMAA" Pole Mounting Arm Adaptor, Die-Cast Adaptor for 2 1/2" Horizontal Mounting Arms, Bronze Powdercoat Finish, Includes Hardware. Replacement Model ALMAAZ.



KH45Q Shown with "SSF" External Mount Slipfitter, External Mount Die-Cast Adjustable Slipfitter for 2 1/2" Tenons, Bronze Powdercoat Finish, Includes Hardware. Replacement Model FL73SFZX.

Auto Dealership Front Line Rotated Optics (Factory Configured Mounting Option)



Rotate OPTICS Left



Rotate OPTICS Right

Available for Kitty Hawk Arm (KALD, KARD); Mounting Arm Adapter (MALD, MARD); and Slipfitter (SFLD, SFRD) above



KH45Q Shown with "KH45Y" Yoke, Stamped Heavy-Duty Steel Yoke, Bronze Powdercoat Finish, Includes Hardware. Replacement Model KH45YZ.



KH45Q Shown with "SSB" Two-Piece Swivel Bracket, Two-Piece Stamped Steel Adjustable Bracket, Bronze Powdercoat Finish, Includes Hardware. Replacement Model FL73BRZ.



KH45Q Shown with "WM" Wall Mount Bracket, Wall Bracket, Heavy-Duty Stamped Steel, Bronze Powdercoat Finish, Includes Hardware. Replacement Model WBRZZ

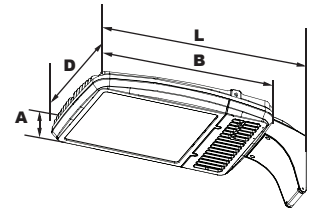
KITTY HAWK SERIES ORDERING GUIDE



Dimensions

Width (D)	15 1/2" (400mm)	Length with Mount (L)
Length (B)	22" (559mm)	
Height (A)	4" (102mm)	

- Kitty Hawk Arm (KA):** 27 1/2" (699mm)
- Slipfitter (SF):** 29 1/4" (743mm)
- Mounting Arm Adaptor (MA):** 26 1/8" (664mm)
- Yoke (Y):** 26 1/4" (667mm)
- Bracket (BR):** 25 1/4" (654mm)
- Wall Mount Bracket (WM):** 605mm (23 1/4")



KH45Q AUTO DEALERSHIP FRONT LINE MODELS

Order Information Example:

KH45QF1X2565KCZKARDSP

Model	Optics/Beam	Wattage	Driver	CCT	Lens	Color	Mounting	Options
KH45Q				5K	C			
KH45Q =Large Kitty Hawk Area Light	C =Type III D =Type IV	1X256 =256w OPTIMIZED 1X225 =225w	U =120-277V H =347-480V	5K =5000K	C =Standard Clear Flat Glass Lens	Z =Bronze C =Custom (Consult Factory)	See Mounting Options Below	General Note Below - See Spec Pages for Options Ordering Logic

Mounting Ordering Options for Auto Dealership Front Line Models:

- KARD**=Kitty Hawk Arm, Optics Rotated Right Auto Dealership Mount
- KALD**=Kitty Hawk Arm, Optics Rotated Left Auto Dealership Mount
- SFRD**=Slipfitter, Optics Rotated Right Auto Dealership Mount

- SFLD**=Slipfitter, Optics Rotated Left Auto Dealership Mount
- MARD**=Mounting Arm Adapter, Optics Rotated Right Auto Dealership Mount
- MALD**=Mounting Arm Adapter, Optics Rotated Left Auto Dealership Mount

KH45Q Standard Models

Order Information Example:

KH45QF1X2565KCZKASP

Model	Optics/Beam	Wattage	Driver	CCT	Lens	Color	Mounting	Options
KH45Q								
KH45Q =Large Kitty Hawk Area, Wall, and Flood Light	A =Type I/NEMA 7H x 5V B =Type II/NEMA 7H x 6V C =Type III/NEMA 7H x 7V D =Type IV/NEMA 7H x 6V F =Type V/NEMA 7H x 7V I =Narrow Beam/NEMA 4H x 4V* *Use with 5K Models Only.	1X99 =99w 1X111 =111w 1X133 =133w 1X167 =167w 1X183 =183w 1X199 =199w 1X256 =256w OPTIMIZED 1X136 =136w 1X225 =225w	U =120-277V H =347-480V	3K =3000K* 4K =4000K 5K =5000K *Only for C & F Optics.	C =Standard Clear Flat Glass Lens S =SoftLED Flat Glass Lens P =Clear Flat Prismatic Glass Lens* *Use with Type V Optic Only.	Z =Bronze C =Custom (Consult Factory)	KH45A =Kitty Hawk Arm SSF = Slipfitter ALMAA = Mounting Arm Adapter KH45Y =Yoke SSB =Two-Piece Swivel Bracket WM =Wall Mount Bracket NM =No Mount	General Note Below - See Spec Pages for Options Ordering Logic

NOTE: Options include Photocell control, sensor control, photocell receptacles, fusing and surge suppression (select models)



www.duraguard.com