

LV1AQ DuraLED 12" Linear LED Die Cast



| | |
|----------------------------|---------------------|
| Project Information | |
| Project Name: _____ | Fixture Type: _____ |
| Complete Catalog #: _____ | Date: _____ |
| Comments: _____ | |

The DuraGuard LV1A series wall, pendant and ceiling mount luminaire is available with clear or LumaLens lenses, and open, vertical half or horizontal half door frames designed to replace HID lighting systems from 70w to 175w MH or HPS. Typical lighting applications include retail centers, industrial parks, schools and universities, public transit and airports, office buildings and medical facilities. Mounting heights of 8 to 18 feet can be used based on light level and uniformity requirements.

SPECIFICATIONS AND FEATURES:

HOUSING:

Heavy-Duty Die Cast Aluminum Housing and Top Frame. Can Be Tapped for Side Conduit Entry.

LISTING & RATINGS:

CSA: Listed for Wet Locations, ANSI/UL 1598, 8750 IP66 Sealed LED Compartment.

FINISH:

Platinum Powdercoat Finish Over a Chromate Conversion Coating. Custom Colors Available Upon Request.

LENS:

Clear UV-Stabilized Polycarbonate or SoftLED LumaLens Opal UV-Stabilized Polycarbonate Vandal-Resistant Lens

MOUNTING OPTIONS:

Surface Mount or Use Optional 1/2" NPS Adjustable Threaded Knuckle, Stainless Steel Quick-Mount Bracket, Adjustable Bracket or Yoke.

DURALED LED:

Aluminum Boards

WATTAGE:

22w: Array: 22w, System: 26.4w; (70w HID Equivalent)
37w: Array: 37.2w, System: 43.4w; (175w HID Equivalent)


DRIVER:

Electronic Driver, 120-277V, 50/60Hz; Less Than 20% THD and PF>0.90. Standard Internal Surge Protection is 2kV for 22w, 6kV for 37w. 0-10V Dimming Standard for a Dimming Range of 100% to 10%; Dimming Source Current is 150 Microamps.

WARRANTY:

5-Year Warranty for -40°C to +50°C Environment.

See Page 3 for Projected Lumen Maintenance Table.



LV1AHQ



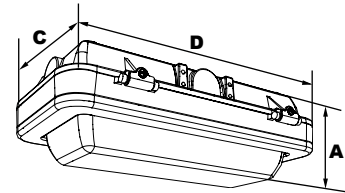
LV1AOQ



LV1AVQ



Shown with LumaLens



Dimensions

| | |
|-------------------|---|
| Width (D) | 12 1/2" (309mm) |
| Length (C) | 7" (178mm) |
| Height (A) | LV1AOQ: 4" (102mm) LV1AHQ & LV1AVQ: 4 1/4" (107mm) |

DuraLED TECHNOLOGY

Complete Units
Ordering Information
Example: LV1AOQF37U5KCP

LV1AQ DuraLED 12" Linear LED Die Cast

| Model | Optics | Wattage | Driver | CCT | Lens | Color |
|--|--------|------------------|------------|----------------------|------|---|
| LV1AOQ=DuraLED Open Frame 12" Linear LED Die Cast | F=Wide | 22=22w 37=37w | U=120-277V | 4K=4000K 5K=5000K | | P=Platinum C=Custom (Consult Factory) |
| LV1AHQ=DuraLED Horizontal Hood 12" Linear LED Die Cast | | | | | | |
| LV1AVQ=DuraLED Vertical Hood 12" Linear LED Die Cast | | | | | | |

C=Clear UV-Stabilized Polycarbonate Vandal-Resistant Lens
L=SoftLED LumaLens Opal UV-Stabilized Polycarbonate Vandal-Resistant Lens



LV1AQ DuraLED 12" Linear LED Die Cast



ACCESSORIES & REPLACEMENT PARTS:

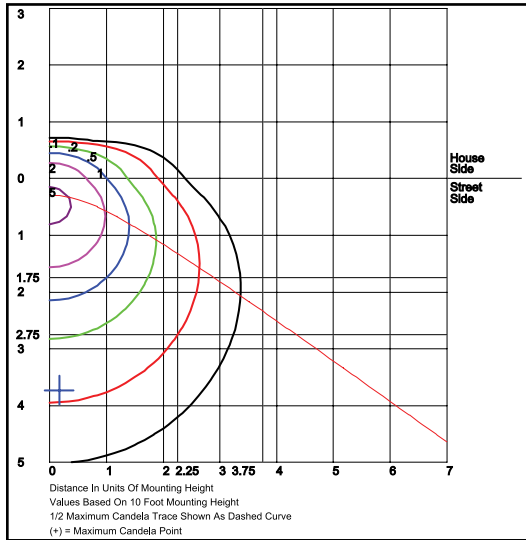


| Mounting Accessories (Order Separately, Field Installed) | |
|---|--|
| LVAQM | Stainless Steel Quick Mount Bracket |
| LVABRSS | Stainless Steel Adjustable Bracket, Set of Two |
| LV1AYSS | Stainless Steel Yoke for LV1A, Includes Hardware. |
| FLST1P | 1/2" NPS Threaded Adjustable Knuckle, Platinum Finish. |

| Replacement Parts (Order Separately, Field Installed) | |
|--|---|
| LV1ALL | SoftLED LumaLens Opal UV-Stabilized Polycarbonate Vandal-Resistant Lens |
| LV1APC | Clear UV-Stabilized Polycarbonate Vandal-Resistant Lens |

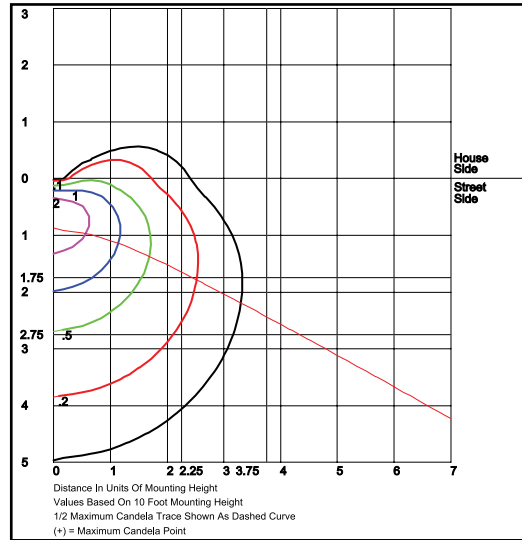
*Shown Mounted

PHOTOMETRIC DATA FOR WALL LIGHT APPLICATIONS



LV1AHQF37U5KL
Wide Optic

Grid in MH
MH=10 Feet



LV1AVQF37U5KL
Wide Optic

Grid in MH
MH=10 Feet

PHOTOMETRIC PERFORMANCE FOR WALL LIGHT APPLICATIONS

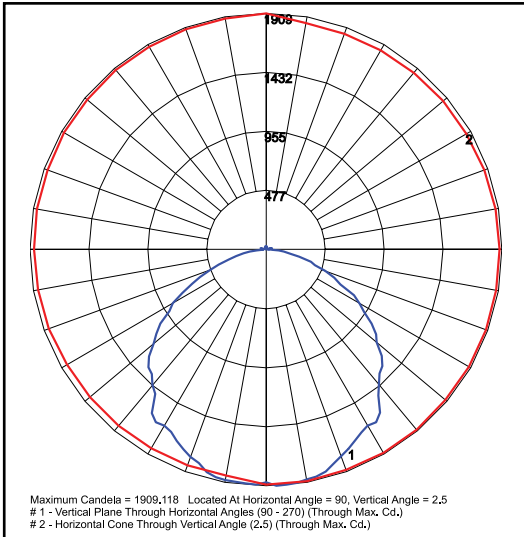
| LED Board Watts | Drive Current (mA) | Input Watts | Optics | 5000 CCT 80 CRI | | | | | 4000 CCT 80 CRI | | | | | |
|--------------------------|--------------------|-------------|----------------------------|----------------------------|-------|-----|---|---|-----------------|-------|-----|---|---|---|
| | | | | Lumens | LPW | B | U | G | Lumens | LPW | B | U | G | |
| DuraLED 22w (Clear Lens) | 116 | 26 | Horizontal Frame -Type III | 3,126 | 120 | 1 | 2 | 1 | 3,001 | 115 | 1 | 2 | 1 | |
| DuraLED 22w (LumaLens) | | | Horizontal Frame -Type IV | 2,369 | 91 | 1 | 3 | 2 | 2,274 | 88 | 1 | 3 | 1 | |
| DuraLED 22w (Clear Lens) | | | Vertical Frame -Type III | 3,305 | 127 | 1 | 2 | 1 | 3,172 | 122 | 1 | 2 | 1 | |
| DuraLED 22w (LumaLens) | | | Vertical Frame -Type III | 2,705 | 104 | 1 | 3 | 1 | 2,597 | 100 | 1 | 3 | 1 | |
| DuraLED 37w (Clear Lens) | | | 43 | Horizontal Frame -Type III | 4,879 | 114 | 2 | 3 | 2 | 4,684 | 109 | 2 | 3 | 2 |
| DuraLED 37w (LumaLens) | | | | Horizontal Frame -Type IV | 4,071 | 95 | 1 | 3 | 2 | 3,908 | 91 | 1 | 3 | 2 |
| DuraLED 37w (Clear Lens) | | | | Vertical Frame -Type II | 5,292 | 123 | 2 | 3 | 1 | 5,081 | 118 | 2 | 3 | 1 |
| DuraLED 37w (LumaLens) | | | | Vertical Frame -Type II | 4,399 | 102 | 2 | 3 | 2 | 4,223 | 98 | 1 | 3 | 2 |

Specifications subject to change without notice.

LV1AQ DuraLED 12" Linear LED Die Cast



PHOTOMETRIC DATA FOR CANOPY/CEILING LIGHT APPLICATIONS



LV1AQF37U5KC Wide Optic

PHOTOMETRIC PERFORMANCE FOR CANOPY/CEILING LIGHT APPLICATIONS

| LED Board Watts | Drive Current (mA) | Input Watts | Optics | Spacing Criteria | 5000 CCT 80 CRI | | 4000 CCT 80 CRI | |
|--------------------------|--------------------|-------------|--------------------------|------------------|-----------------|-----|-----------------|-----|
| | | | | | Lumens | LPW | Lumens | LPW |
| DuraLED 22w (Clear Lens) | 116 | 26 | Open Frame (110° x 110°) | 1.34 | 3,332 | 128 | 3,199 | 123 |
| DuraLED 22w (LumaLens) | | | Open Frame (110° x 120°) | 1.26 | 2,945 | 113 | 2,828 | 109 |
| DuraLED 37w (Clear Lens) | 116 | 43 | Open Frame (110° x 110°) | 1.26 | 5,538 | 129 | 5,316 | 124 |
| DuraLED 37w (LumaLens) | | | Open Frame (110° x 120°) | 1.26 | 4,948 | 115 | 4,750 | 111 |

PROJECTED LUMEN MAINTENANCE

| Data shown for 5000 CCT | | Compare to MH | | | | |
|--------------------------------------|--------------------------------------|---------------|------------|------------|-------------|---------------------|
| TM-21-11 | Input Watts | Initial | 25,000 Hrs | 50,000 Hrs | 100,000 Hrs | Calculated LED Life |
| L70 Lumen Maintenance @ 25°C / 77°F | All wattages up to and including 43w | 1.00 | 0.96 | 0.92 | 0.84 | 187,000 |
| L70 Lumen Maintenance @ 50°C / 122°F | | 1.00 | 0.93 | 0.86 | 0.72 | 109,000 |
| L80 Lumen Maintenance @ 40°C / 104°F | | 1.00 | 0.94 | 0.88 | 0.76 | 84,000 |

NOTES:

1. Projected per IESNA TM-21-11. Data references the extrapolated performance projections for the 116mA base model in a 25°C ambient, based on 10,000 hours of LED testing per IESNA LM-80-08.
2. Compare to MH box indicates suggested Light Loss Factor (LLF) to be used when comparing to Metal Halide (MH) systems.