

VN34Q DuraLED Low Profile Medium Surface Mount



Project Information	
Project Name: _____	Fixture Type: _____
Complete Catalog #: _____	Date: _____
Comments: _____	

The DuraGuard VN34Q Low Profile Medium Surface Mount luminaire is available with an optical distribution designed specifically to replace HID lighting systems up to 100w MH or HPS. Typical lighting applications include retail centers, industrial parks, schools and universities, public transit and airports, office buildings and medical facilities. Mounting heights of 8 to 14 feet can be used based on light level and uniformity requirements.

SPECIFICATIONS AND FEATURES:

HOUSING:

Die Cast Aluminum Housing, 1/2" Coin Plugs with O-rings for Conduit & Photocell on Two Sides & Back, Nickel-Plated Stainless Steel Hardware.

LISTING & RATINGS:

CSA: Listed for Wet Locations, ANSI/UL 1598, 8750. IP66 Sealed LED Compartment. ADA Compliant.

FINISH:

Textured Architectural Bronze Powdercoat Finish Over a Chromate Conversion Coating. Custom Colors Available Upon Request.

LENS:

SoftLED Low Profile LumaLens Opal UV-Stabilized Polycarbonate Vandal-Resistant Lens

MOUNTING OPTIONS:

Mount Directly Over a 4" Recessed Outlet Box, or Use 1/2" Surface Conduit.

DURALED LED:

Aluminum Boards

WATTAGE:

Array: 21.7w, System: 27w (100w HID Equivalent)

DRIVER:

Electronic Driver, 120-277V, 50/60Hz or 347-480V, 50/60Hz; Less Than 20% THD and PF>0.90. Standard Internal Surge Protection 2kV. 0-10V Dimming Standard for a Dimming Range of 100% to 10%; Dimming Source Current is 150 Microamps.

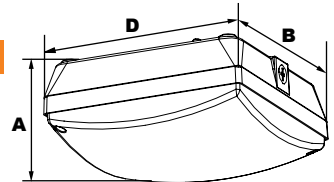

CONTROLS:

Fixtures Ordered with Factory-Installed Photocell or Motion Sensor Controls are Internally Wired for Switching and/or 1-10V Dimming Within the Housing. Remote Direct Wired Interface of 1-10V Dimming is Not Implied and May Not Be Available, Please Consult Factory. Fixtures are Tested with DuraGuard Controls and May Not Function Properly With Controls Supplied By Others. Fixtures are NOT Designed for Use with Line Voltage Dimmers.

WARRANTY:

5-Year Warranty for -40°C to +40°C Environment.

See Page 2 for Projected Lumen Maintenance Table.



Dimensions	
Width (D)	9" (229mm)
Length (B)	9" (229mm)
Height (A)	4" (102mm)

DuraLED TECHNOLOGY

Complete Units
Ordering Information
Example: VN34QF1X23U5KLPZSP

VN34Q DuraLED Low Profile Medium Surface Mount

VN34Q	F	1X23			LP		
Model	Optics	Wattage	Driver	CCT	Lens	Color	Options
VN34Q=	F=Type V	1X23=23w	U=120-277V H=347-480V	4K=4000K 5K=5000K	LP=SoftLED Low Profile LumaLens Opal UV-Stabilized Polycarbonate Lens	Z=Bronze C=Custom (Consult Factory)	
<p>SF=Single Fuse* DF=Double Fuse* SP=Surge Protection PC3=Photocell, 120-277VAC BU=Battery Backup, 90 Minutes* BUC=Cold Start Battery Backup, -20°C, 90 Minutes*</p>							

*120-277V Models Only.



Specifications subject to change without notice.

VN34Q DuraLED Low Profile Medium Surface Mount



ACCESSORIES & REPLACEMENT PARTS:



P18103

Replacement Parts (Order Separately, Field Installed)

P18103 120-277VAC Photocell

For Replacement Battery Backup, see the DuraGuard LED Battery Backup Specification Sheet.

PHOTOMETRIC PERFORMANCE

LED Board Watts	Drive Current (mA)	Input Watts	Optics	5000 CCT 80 CRI					4000 CCT 80 CRI				
				Lumens	LPW	B	U	G	Lumens	LPW	B	U	G
DuraLED 23w	117	27	Type V	2,890	107	1	3	1	2,774	103	1	3	1

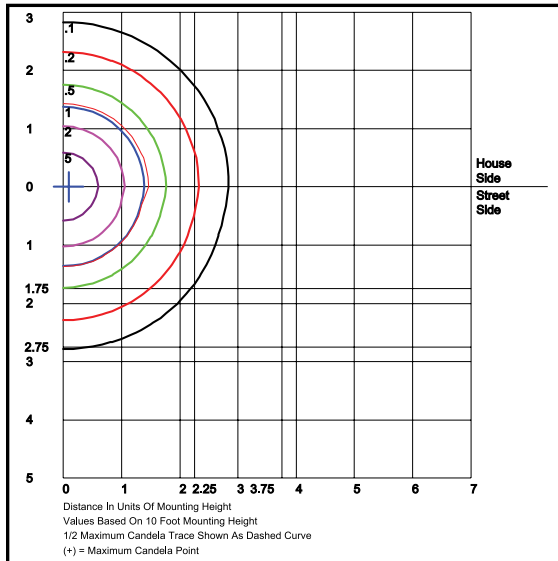
PROJECTED LUMEN MAINTENANCE

Data shown for 5000 CCT			Compare to MH				
TM-21-11	Input Watts	Initial	25,000 Hrs	50,000 Hrs	100,000 Hrs	Calculated L70@ 25°C	
L70 Lumen Maintenance @ 25°C / 77°F	27	1.00	0.96	0.91	0.82	169,000	
TM-21-11	Input Watts	Initial	25,000 Hrs	50,000 Hrs	100,000 Hrs	Calculated L70@ 50°C	
L70 Lumen Maintenance @ 50°C / 122°F	27	1.00	0.92	0.85	0.69	98,000	
TM-21-11	Input Watts	Initial	25,000 Hrs	50,000 Hrs	100,000 Hrs	Calculated L80@ 40°C	
L80 Lumen Maintenance @ 40°C / 104°F	27	1.00	0.93	0.87	0.73	75,000	

NOTES:

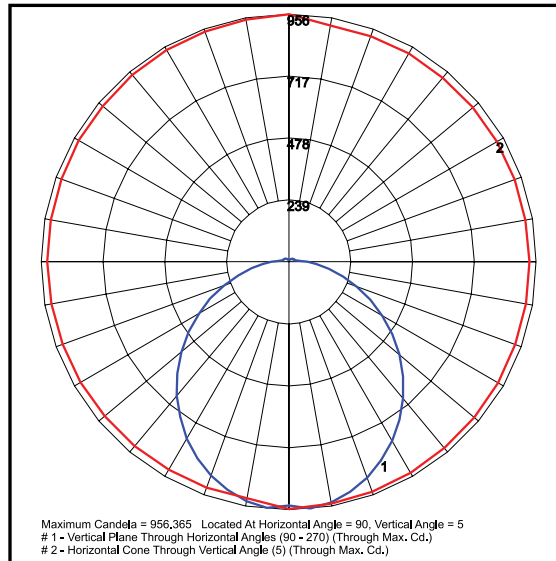
1. Projected per IESNA TM-21-11. Data references the extrapolated performance projections for the 117mA base model in a 25°C ambient, based on 10,000 hours of LED testing per IESNA LM-80-08.
2. Compare to MH box indicates suggested Light Loss Factor (LLF) to be used when comparing to Metal Halide (MH) systems.

PHOTOMETRIC DATA



VN34QF1X23U5KLP
Type V

Grid in MH
MH=10 Feet



VN34QF1X23U5KLP
Type V