

# KITTY HAWK

Outdoor Architectural  
Luminaire Family



***DuraGuard***  
PRODUCTS INC.®  
A QSSI Company

AREA, FLOOD & WALL LIGHTING



# KITTY HAWK FAMILY

## ARCHITECTURAL AREA, FLOOD & WALL LIGHTING

Uniform Architectural Appearance & Seamless Aesthetic Style

**Kitty Hawk MegaHawk KH55Q**  
**60,000+ Lumens!**

**Large Kitty Hawk KH45Q**

**Small Kitty Hawk KH25Q**

**Mini Kitty Hawk KH15Q**

### AREA LIGHTING APPLICATIONS

Architectural luminaires in four sizes designed for small pedestrian spaces to large parking areas.

- Available with IES Types I, II, III, IV and V optics.
- Ideal mounting heights are 12 to 50 feet.
- LED 24w-557w; 70w to 1,500w HID replacement.
- Multiple mounting options including mounting arm, arm adaptor, slipfitter, swivel bracket and yoke.
- Control options include 3-pin or 7-pin twist lock photocell receptacle or motion sensor.
- 1-10V dimming driver standard, 120-277, 347, and 480VAC inputs available.



Full Cutoff Perimeter Lighting

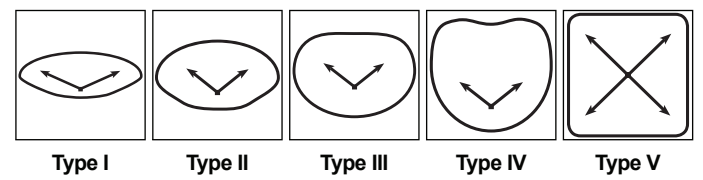
### LED Area & Site Lighting Mounting Options

(Shown on the KH45Q)



Facade Flood Lighting

### IES LIGHTING DISTRIBUTIONS





# FLOOD LIGHTING APPLICATIONS

Architectural Flood Lights in four sizes allow illumination for signs, walls and monuments.

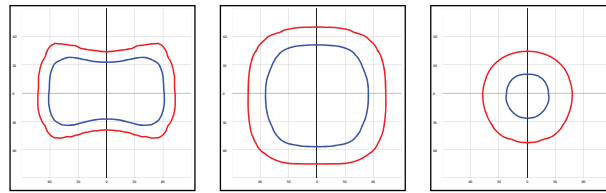
- Available with horizontal, wide and narrow beams.
- Ideal mounting heights are ground level to 50 feet.
- LED 24w-557w; 70w to 1,500w HID replacement.
- Multiple mounting options including slipfitter, swivel bracket, knuckle and yoke.
- Options include wire guard and glare shield.
- 1-10V dimming driver standard, 120-277, 347, and 480VAC inputs available.



Accent Spot Lighting

**LED**icated  
Designed SPECIFICALLY for LED

## Flood Light Beam Options



**Type A**  
130°Hx70°V  
NEMA 7x6

**Type F**  
110°Hx110°V  
NEMA 7x7

**Type I**  
35°Hx35°V  
NEMA 4x4



**KH55 MegaHawk**  
**KH45 Large**  
**KH25 Small**  
**KH15 Mini**

Refer to Specification Page for specific DLC certified Products.

Input Watts	Lumen Range	HID Replacement
354-557w	27,500-72,500	up to 1,500w
177-281w	21,000-37,500	up to 1,000w
68-121w	6,100-16,000	up to 400w
24-43w	2,550-4,800	up to 175w

# FULL CUTOFF WALL MOUNT APPLICATIONS

Architectural wall mount cutoff luminaires complete the Kitty Hawk family.

- Available with IES Types I, II, III, IV and V optics.
- Ideal mounting heights are 12 to 30 feet.
- Multiple mounting options including wall bracket, arm and yoke.
- LED 24w-281w; 70w to 1,000w HID replacement.
- Control options include 3-pin or 7-pin twist lock photocell receptacle or motion sensor.
- 1-10V dimming driver standard, 120-277, 347, and 480VAC inputs available.



## Accessories



**Ground Mount Stake with Integral Through Wiring Junction Box (STK), Glare Shields and Wire Guards available.**




# KITTY HAWK FAMILY



Architectural  
Area, Flood &  
Wall Lighting

**COLORLED**

## AmberLED



TURTLE-SAFE



Kitty Hawk Family  
is available with  
AmberLED and  
ColorLED

VANCOUVER, WA

**98% FILL RATE**

**3 DAY LEAD TIME**

**1 PIECE MINIMUM ORDER**

WALDEN, NY

CERRITOS, CA

MEMPHIS, TN

TAMPA, FL

**5** LOCATIONS  
Tampa, FL  
Vancouver, WA  
Cerritos, CA  
Walden, NY  
Memphis, TN

**DuraGuard**  
PRODUCTS INC.<sup>®</sup>  
A QSSI Company

### CUSTOMER SERVICE

12802 Commodity PL • Tampa, FL 33626  
Phone: 800-736-7991  
Email: customerservice@duraguard.com  
www.duraguard.com

