

SCULPTOR II

Architectural Luminaire



DuraGuard
PRODUCTS INC.®
A QSSI Company

Sculptor II Series Architectural Luminaires

LEDicated
Designed **SPECIFICALLY** for LED

AFS32Q

Internal Motion Sensor

Optics incorporated into lens to increase efficiency

IP66 Sealed housing with internal heat sink

AFS31Q

Post Top Round and
Soft Square Forms

AFR31Q

AFR32Q

LUMEN OUTPUT (4K CCT)

Housing-Wattage	Lumen Range
Sculptor II - 37W	4600-5500
Sculptor II - 65W	8000-9700
Sculptor II - 100W	11900-14900
Sculptor II - 140W	16400-21800

NOTE: Variance based on mounting configuration and optical distribution



**BUY AMERICAN
ACT COMPLIANT**

Pole Mount Full Cutoff



AFS30Q

L70
25°C

327,000
Hours

AFR30Q

Specifications:

Housing: Die cast copper-free aluminum, no recycled content, automated silicone gaskets

Listing: CSA UL1598 Wet Location, IP66

Hardware: Nickel-Plated Stainless Steel hardware

Wattage: LED 37w-140w

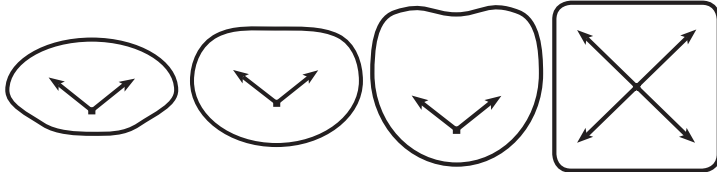
LED Arrays: 100% pure aluminum circuit boards with conformal coating

Optics: IES Roadway Types I, II, III, IV and V

Driver: 120-277V, 50/60Hz or 347-480V, 50/60Hz; less than 20% THD and PF>0.90. Standard internal surge protection 6kV. 0-10V Dimming

Controls: Photocells, 3, 5 and 7-pin twist lock photocell receptacles, internal microwave motion sensors

IES ROADWAY DISTRIBUTIONS: 3K, 4K, 5K CCT



Type II

Type III

Type IV

Type V



Complementary
Wall, Wall Sconce, & Bollard



AFR20Q

17w, 2150 Lumens



AFS20Q

17w, 2150 Lumens



AFRWS20Q

17w, 2170 Lumens



AFSWS20Q

17w, 2170 Lumens



AFRB20Q

17w, 2100 Lumens



AFSB20Q

17w, 2100 Lumens



SCULPTOR II SERIES ORDERING GUIDE

Models	Optics	Wattage	Driver	CCT	Lens	Color	Mounting	Options
	A=Type I B=Type II C=Type III D=Type IV F=Type V	1X37=37w 1X65=65w 1X100=100w 1X140=140w	U=120-277V H=347-480V	3K=3000K* 4K=4000K 5K=5000K *37 and 65w Only	C=Clear UV-Stabilized Polycarbonate Array Lens L=SoftLED LumaLens Opal UV-Stabilized Polycarbonate Array Drop Lens* *Type V Models Only	B=Black C=Custom (Consult Factory)	(Leave Blank)= Pole/Wall Arm MA=Mounting Arm Adaptor*	See Spec Pages for Options Ordering Logic *AFR30Q & AFS0Q Only

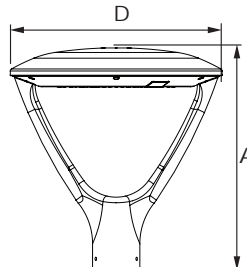
OPEN ROUND POST TOP

AFR31Q=LED Sculptor II Single Arm Open Round Post Top
AFR32Q=LED Sculptor II Dual Arm Open Round Post Top



Dimensions

Diameter (D)	18" (457mm)
Height (A)	18¾" (479mm)



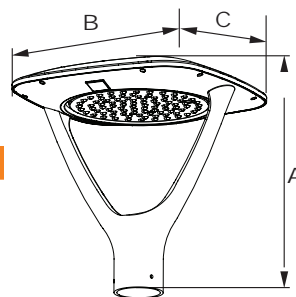
OPEN SQUARE POST TOP

AFS31Q= LED Sculptor II Single Arm Open Square Post Top
AFS32Q=LED Sculptor II Dual Arm Open Square Post Top



Dimensions

Height (A)	18¾" (479mm)
Length (B)	18" (457mm)
Width (C)	18" (457mm)



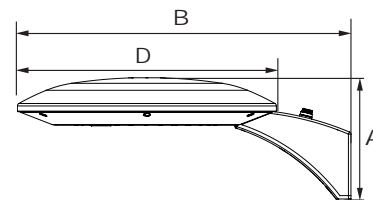
ROUND POLE/WALL MOUNT

AFR30Q=LED Sculptor II Round Pole/Wall Mount



Dimensions

Diameter (D)	18" (457mm)
Height (A)	8½" (217mm)
Length (B)	23¾" (589mm)



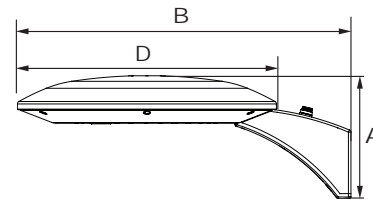
SQUARE POLE/WALL MOUNT

AFS30Q=LED Sculptor II Square Pole/Wall Mount



Dimensions

Diameter (D)	18" (457mm)
Height (A)	8½" (217mm)
Length (B)	23¾" (589mm)



NOTE: Options include photocell controls, sensor controls, photocell receptacles, fusing, surge suppression, and battery backup (select models).



www.duraguard.com

Rev. 022521