

HB45Q DuraLED Batwing 22" LED Aisle Lighter



Project Information	
Project Name:	Fixture Type:
Complete Catalog #:	Date:
Comments:	

The DuraLED Batwing 22" LED Aisle Lighter is designed to replace HID lighting systems from 400w to 1000w MH. Typical applications are medium and high stack warehouse and cold storage facilities. Suitable for 18 to 45 foot mounting heights based on light level and uniformity requirements.

SPECIFICATIONS AND FEATURES:

HOUSING:

Die Cast Aluminum Housing with External Heat Sinks for Cooler Operating Temperatures. Includes 4" Stem. Maximum Stem Length: 30 Feet.

LISTING & RATINGS:

CSA: Listed for Damp Locations, ANSI/UL 1598, 8750 (Lens Gasket Use Required.) IP65 Sealed LED Compartment.

FINISH:

White Powdercoat Finish Over a Chromate Conversion Coating. Custom Colors Available Upon Request.

LENS:

Tempered Clear Flat Glass Lens

MOUNTING OPTIONS:

Mount with Included 1" Die Cast Hook.

DURALED LED:

Aluminum Boards

WATTAGE:

Array: 275.4w, System Input: 291w (400-1000w HID Equivalent)

DRIVER:

Electronic Driver, 120-277V, 50/60Hz or 347-480V, 50/60Hz; Less Than 20% THD and PF>0.90. Standard Internal Surge Protection 6kV. 0-10V Dimming Standard for a Dimming Range of 100% to 10%; Dimming Source Current is 150 Microamps.

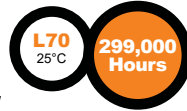
CONTROLS:

Fixtures Ordered with Factory-Installed Photocell or Motion Sensor Controls are Internally Wired for Switching and/or 1-10V Dimming Within the Housing. Remote Direct Wired Interface of 1-10V Dimming is Not Implied and May Not Be Available, Please Consult Factory. Fixtures are Tested with DuraGuard Controls and May Not Function Properly With Controls Supplied By Others. Fixtures are NOT Designed for Use with Line Voltage Dimmers.

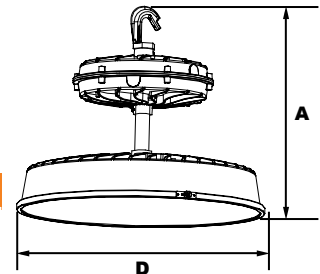
WARRANTY:

5-Year Warranty for -40°C to +50°C Environment.

See Page 3 for Projected Lumen Maintenance Table.



Microwave Sensor Factory Installed "M3" Option (120-277V Only)



Dimensions

Diameter (D)	22 1/4" (565mm)
Height (A)	16 1/4" (413mm)

DuraLED TECHNOLOGY

Complete Units
Ordering Information
Example: HB45QK1X273U5KGWSP

HB45Q DuraLED Batwing 22" LED Aisle Lighter

HB45Q	K	1X273		5K	G		
Model	Optics	Wattage	Driver	CCT	Lens	Color	Options
HB45Q=DuraLED Batwing 22" LED Aisle Lighter	K=Aisle Optics	1X273=273w	U=120-277V H=347-480V	5K=5000K	G=Clear Flat Glass Lens	W=White C=Custom (Consult Factory)	<p>SF=Single Fuse*</p> <p>DF=Double Fuse*</p> <p>SP=Surge Protection</p> <p>M3= Microwave Sensor for Mounting Heights of 20 Feet or Above*</p> <p>CP6120W=6' White Cord, 3 Wire, L5-15P Twist-Lock Plug</p> <p>CP6277W=6' White Cord, 3 Wire, L7-15P Twist-Lock Plug</p> <p>C6600B=6' Black Cord, STW, 600VAC, 3 Wire, Leads</p> <p>C6600W=6' White Cord, STW, 600VAC, 3 Wire, Leads</p> <p>C4600B=4' Black Cord, SEOW, 600VAC, 3 Wire, Leads</p> <p>BU=Battery Backup*</p> <p>BUC=Cold Start Battery Backup, -20°C, 90 Minutes*</p>

*120-277V Models Only.



DesignLights Consortium™
Qualified Luminaires:
HB45QK1X273[U H]5KG**



Specifications subject to change without notice.

HB45Q DuraLED Batwing 22" LED Aisle Lighter

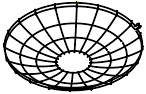


Lens Options



HB45Q Shown with Tempered Clear Flat Glass Lens (G)

ACCESSORIES & REPLACEMENT PARTS:



22WG



P17116

Accessories (Order Separately, Field Installed)	
22WG	Wire Guard for Use with Glass Lenses Only.
CPSC	Safety Cable, 3' Steel Cable with Clear Vinyl Coating, Steel Eye & Loop Ends.



CPSC

Replacement Parts (Order Separately, Field Installed)	
22FG	22" Tempered Clear Flat Glass Lens
22CB	22" Clampband
CPMH3	Die Cast Hook with 1" NPS Threads
P17116	Microwave Sensor for Mounting Heights of 20 Feet or Above (120-277V Only).
Replacement BU Available-Consult Factory.	

HB45Q DuraLED Batwing 22" LED Aisle Lighter



PHOTOMETRIC PERFORMANCE

LED Board Watts	Drive Current (mA)	Input Watts	Spacing Criteria	5000 CCT 80 CRI	
				Lumens	LPW
DuraLED 273w with Clear Glass (G)	525	291	1.46	31,135	107

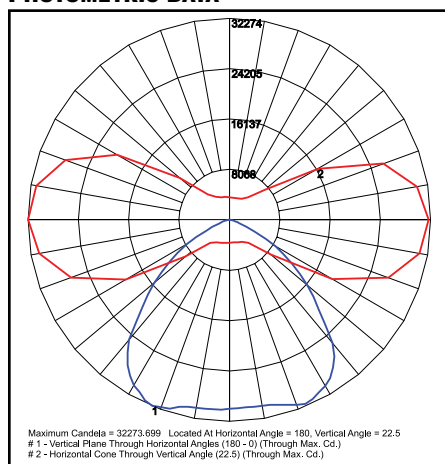
PROJECTED LUMEN MAINTENANCE

Data shown for 5000 CCT		Compare to MH				
TM-21-11	Input Watts	Initial	25,000 Hrs	50,000 Hrs	100,000 Hrs	Calculated L70@ 25°C
L70 Lumen Maintenance @ 25°C / 77°F	291	1.00	0.97	0.95	0.90	299,000
TM-21-11	Input Watts	Initial	25,000 Hrs	50,000 Hrs	100,000 Hrs	Calculated L70@ 50°C
L70 Lumen Maintenance @ 50°C / 122°F	291	1.00	0.97	0.94	0.88	172,000
TM-21-11	Input Watts	Initial	25,000 Hrs	50,000 Hrs	100,000 Hrs	Calculated L80@ 40°C
L80 Lumen Maintenance @ 40°C / 104°F	291	1.00	0.97	0.93	0.86	148,000

NOTES:

- Projected per IESNA TM-21-11. Data references the extrapolated performance projections for the 525mA base model in a 25°C ambient, based on 10,000 hours of LED testing per IESNA LM-80-08.
- Compare to MH box indicates suggested Light Loss Factor (LLF) to be used when comparing to Metal Halide (MH) systems.

PHOTOMETRIC DATA



HB45QK1X273U5KG - Clear Glass Lens