

CP16Q DuraLED Amber 16" Gas Station Canopy



Project Information	
Project Name: _____	Fixture Type: _____
Complete Catalog #: _____	Date: _____
Comments: _____	

The DuraGuard Amber CP16Q Amber gas station canopy luminaire with mounting system designed for typical canopy steel pan structures is available with an optical distribution designed for wildlife, dark skies, or security applications requiring monochromatic AMBER light. LEDs operate between 585 and 595 nm, greater than 560nm required for wildlife protection. The fixture housing is designed to emulate legacy HID canopy lights that mount through a 4" minimum diameter cut hole in the canopy. A galvanized steel back plate is provided to allow for installation over larger holes. Driver and power connection are made in an IP66 rated powder coated die cast mounting box above the canopy. Mounting heights of 12 to 20 feet can be used based on light level and uniformity requirements.

SPECIFICATIONS AND FEATURES:

HOUSING:

Die Cast Aluminum Housing with IP66 Driver Compartment.

LISTING & RATINGS:

CSA: Listed for Wet Locations, ANSI/UL 1598, 8750 IP66 Sealed LED Compartment.

FINISH:

White Powdercoat Finish Over a Chromate Conversion Coating. Custom Colors Available Upon Request.

LENS:

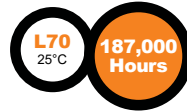
Tempered Clear Flat Glass Lens

MOUNTING OPTIONS:

Recessed Mount

DURALED LED:

Aluminum Boards



WATTAGE:

Array: 111.5w; System: 127w

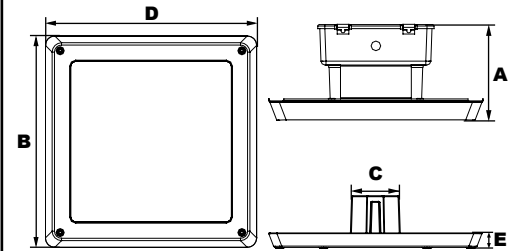
DRIVER:

Electronic Driver, 120-277V, 50/60Hz; Less Than 20% THD and PF>0.90. Standard Internal Surge Protection 2kV. 0-10V Dimming Standard for a Dimming Range of 100% to 10%; Dimming Source Current is 150 Microamps.

WARRANTY:

5-Year Warranty for -40°C to +50°C Environment.

See Page 2 for Projected Lumen Maintenance Table.



Dimensions

Width (D)	16½" (419mm)	Height 1 (A)	7¼" (195mm)
Length (B)	16½" (419mm)	Width (C)	4" (102mm)
		Height 2 (E)	1¼" (32mm)

DuraLED TECHNOLOGY

Complete Units Ordering Information
Example: **CP16QF1X112UAMCWSP**

CP16Q DuraLED Amber 16" Recessed Gas Station Canopy

DuraLED Amber Series

CP16Q	F	1X112	U	AM	C
-------	---	-------	---	----	---

Model	Optics	Wattage	Driver	CCT	Lens	Color	Options
	F=Type V	1X112=112w	U=120-277V	AM=Amber	C=Tempered Clear Flat Glass	W=White C=Custom (Consult Factory)	SF=Single Fuse* DF=Double Fuse* SP=Surge Protection

*120-277V Models Only.

CP16Q=DuraLED Amber 16" Recessed Gas Station Canopy



Specifications subject to change without notice.

CP16Q DuraLED Amber 16" Gas Station Canopy



PHOTOMETRIC PERFORMANCE

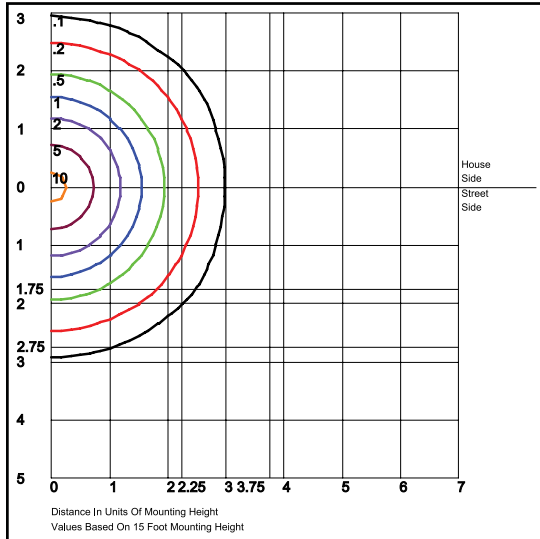
	Wattage (Catalog Logic)	112W (1X112)
	Input Watts	127W
Optic	CCT	Delivered Lumens
F=Type V	Amber	7,699
	BUG Rating	B3-U1-G1

PROJECTED LUMEN MAINTENANCE

Data shown for Amber LEDs		Compare to MH				
TM-21-11	Input Watts	Initial	25,000 Hrs	50,000 Hrs	100,000 Hrs	Calculated LED Life
L70 Lumen Maintenance @ 25°C / 77°F	127	1.00	0.96	0.92	0.84	187,000
L70 Lumen Maintenance @ 50°C / 122°F		1.00	0.93	0.87	0.73	113,000
L80 Lumen Maintenance @ 40°C / 104°F		1.00	0.94	0.89	0.77	88,000

- NOTES:**
- Projected per IESNA TM-21-11. Data references the extrapolated performance projections for the base model in a 25°C ambient, based on 10,000 hours of LED testing per IESNA LM-80-08.
 - Compare to MH box indicates suggested Light Loss Factor (LLF) to be used when comparing to Metal Halide (MH) systems.

PHOTOMETRIC DATA



CP16QF1X112UAMC
Type V

Grid in MH
MH=16 Feet

SPECTRAL CHART

