

VN55Q DuraLED Garage Lighter



Project Information	
Project Name: _____	Fixture Type: _____
Complete Catalog #: _____	Date: _____
Comments: _____	

The DuraGuard VN55Q garage luminaire with optional integral sensor is available in three wattages with an optical distribution designed to replace HID lighting systems up to 175w MH or HPS. Typical parking garage applications include retail centers, industrial parks, schools and universities, public transit and airports, office buildings and medical facilities. Mounting heights of 8 to 16 feet can be used based on light level and uniformity requirements.

SPECIFICATIONS AND FEATURES:

HOUSING:

Low Profile Die Cast Aluminum Housing, 1/2" Coin Plugs with O-rings for Conduit or External Sensor. Built-in Sensor Housing with Color-Matched UV-Stabilized Polycarbonate Cover. A Clear Cover will be Provided When a Sensor is Ordered.

LISTING & RATINGS:

CSA: Listed for Wet Locations, ANSI/UL 1598, 8750. (Damp Locations When Used with QM.) IP66 Sealed LED Compartment.

FINISH:

Textured Architectural Bronze or White Powdercoat Finish Over a Chromate Conversion Coating. Custom Colors Available Upon Request.

LENS:

Molded UV-Stabilized Acrylic Optical Lens Designed for Garage Lighting Applications.

MOUNTING OPTIONS:


Included Easy-Hang Bracket Fits Standard 4" Electrical Box, Allowing One-Person Installation. Optional Quick-Mount/Pendant Bracket Available.

DURALED LED:

Aluminum Boards

WATTAGE:

30w Array: 30w; System: 34.4w;
37w Array: 37w; System: 42.5w;
48w Array: 48w; System: 55w;
65w Array: 65w; System: 74.6w; (250w HID Equivalent)



DRIVER:

Electronic Driver, 120-277V, 50/60Hz; 347V, 50/60Hz (30 & 37w Model Only); or 347-480V, 50/60Hz (30 & 37w Model Only); Less Than 20% THD and PF>0.90. Standard Internal Surge Protection 6kV. 0-10V Dimming Standard for a Dimming Range of 100% to 10%; Dimming Source Current is 150 Microamps.

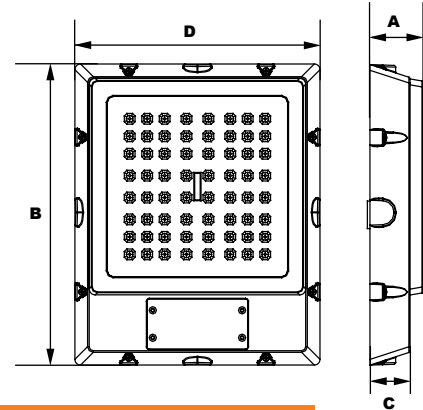
CONTROLS:

Fixtures Ordered with Factory-Installed Photocell or Motion Sensor Controls are Internally Wired for Switching and/or 1-10V Dimming Within the Housing. Remote Direct Wired Interface of 1-10V Dimming is Not Implied and May Not Be Available. Please Consult Factory. Fixtures are Tested with DuraGuard Controls and May Not Function Properly With Controls Supplied By Others. Fixtures are NOT Designed for Use with Line Voltage Dimmers.

WARRANTY:

5-Year Warranty for -40°C to +50°C Environment.

See Page 2 for Projected Lumen Maintenance Table.



Dimensions

Width (D)	1 1/4" (285mm)
Length (B)	1 3/4" (350mm)
Height 1 (A)	2 1/2" (65mm)
Height 2 (C)	1 1/8" (47mm)

DuraLED TECHNOLOGY

Complete Units
Ordering Information
Example: VN55QF1X48U5KZSP

VN55Q DuraLED Garage Lighter

VN55Q		F				
Model	Optics	Wattage	Driver	CCT	Color	Options
VN55Q=DuraLED Garage Lighter	F=Type VS		U =120-277V C =347V* H =347-480V* *30 & 37w Only	4K =4000K 5K =5000K	W =White Z =Bronze C =Custom (Consult Factory)	
		1X30 =30w (3K,4K Only) 1X37 =37w (4K Only) 1X48 =48w (4K, 5K Only) 1X65 =65w (4K Only)				

SF=Single Fuse*
DF=Double Fuse*
SP=Surge Protection
PC3=Photocell, 120-277VAC
S2=Microwave Sensor with Dimming for Mounting Heights of 8' to 40'.*
S4=Microwave On/Off Motion Sensor for Mounting Heights of 8' to 19'.*
QM=Quick Mount/Pendant Mount
BU=Battery Backup, 90 Minutes*
BUC=Cold Start Battery Backup, -20°C, 90 Minutes*

*120-277V Models Only.



DesignLights Consortium™
Qualified Luminares:
VN55QF1X48U5K*



Specifications subject to change without notice.

VN55Q DuraLED Garage Lighter



ACCESSORIES & REPLACEMENT PARTS:



Replacement Parts (Order Separately, Field Installed)	
QM	Hinged Quick-Mount Bracket, Stamped Steel, Mount Over Recessed Electrical Box, or Use 3/4" NPS Downrod for Pendant Mounting. CSA Listed for Damp Location Mounting.
P18103	120-277VAC Photocell
P17117	Internal Microwave Sensor with Dimming for Mounting Heights of 8 to 40'. 120-277VAC, 50/60Hz.
P17123	Internally Mounted Microwave On/Off Motion Sensor for Mounting Heights of 8' to 19', 120-277VAC, 50/60Hz
For Replacement Battery Backup, see the DuraGuard LED Battery Backup Specification Sheet.	

PHOTOMETRIC PERFORMANCE

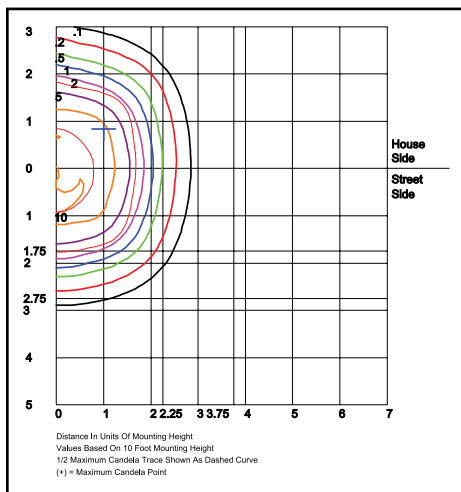
LED Board Watts	Drive Current (mA)	Input Watts	Optics	5000 CCT 80 CRI					4000 CCT 80 CRI					3000 CCT 80 CRI				
				Lumens	LPW	B	U	G	Lumens	LPW	B	U	G	Lumens	LPW	B	U	G
DuraLED 30w	525	34	Type V	-	-	-	-	-	4,776	141	2	1	1	4,590	135	2	1	1
DuraLED 37w		43		-	-	-	-	-	5,890	137	2	1	1	-	-	-	-	-
DuraLED 48w		55		7,939	144	3	1	1	7,642	139	3	1	1	-	-	-	-	-
DuraLED 65w		75		-	-	-	-	-	10,348	138	3	1	1	-	-	-	-	-

PROJECTED LUMEN MAINTENANCE

Data shown for 4000 CCT		Compare to MH				
TM-21-11	Input Watts	Initial	25,000 Hrs	50,000 Hrs	100,000 Hrs	Calculated LED Life
L70 Lumen Maintenance @ 25°C / 77°F	All wattages up to and including 75w	1.00	0.97	0.93	0.86	219,000
L70 Lumen Maintenance @ 50°C / 122°F		1.00	0.96	0.91	0.82	114,000
L80 Lumen Maintenance @ 40°C / 104°F		1.00	0.95	0.89	0.75	93,000

- NOTES:**
 1. Projected per IESNA TM-21-11. Data references the extrapolated performance projections for the 525mA base model in a 25°C ambient, based on 10,000 hours of LED testing per IESNA LM-80-08.
 2. Compare to MH box indicates suggested Light Loss Factor (LLF) to be used when comparing to Metal Halide (MH) systems.

PHOTOMETRIC DATA



VN55QF1X65U4K
Type V
 Grid in MH
 MH=10 Feet