

Technical data sheet

Optical distance sensor

Part no.: 50127220
AMS 348i 120 SSI

Contents

- Technical data
- Dimensioned drawings
- Electrical connection
- Operation and display
- Part number code
- Notes
- Further information
- Accessories



Figure can vary



CDRH



Technical data

Basic data

| | |
|-------------|--|
| Series | AMS 300i |
| Application | Collision protection of cranes / gantry cranes Positioning of electroplating plants Positioning of skillet systems and side-tracking skates Positioning of stacker cranes |

Characteristic parameters

| | |
|------|----------|
| MTTF | 31 years |
|------|----------|

Optical data

| | |
|--------------|------------------------|
| Light source | Laser, Red |
| Wavelength | 655 nm |
| Laser class | 2, IEC/EN 60825-1:2014 |

Measurement data

| | |
|------------------------------------|--------------------|
| Measurement value calculation time | 8 ms |
| Measurement range | 200 ... 120,000 mm |
| Accuracy | 2 mm |
| Reproducibility (3 sigma) | 1.5 mm |
| Measurement value output | 1.7 ms |
| Temperature drift | 0.01 ... 0.1 mm/K |
| Max. traverse rate | 10 m/s |

Electrical data

| | |
|----------------------|-----------------|
| Performance data | |
| Supply voltage U_B | 18 ... 30 V, DC |

Interface

| | |
|----------------------|----------------|
| Type | PROFINET, SSI |
| PROFINET | |
| Conformance class | B |
| Protocol | PROFINET RT |
| Switch functionality | Integrated |
| Transmission speed | 100 Mbit/s |
| SSI | |
| Clock frequency | 80 ... 800 kHz |

Connection

| | |
|-----------------------|--------------------------|
| Number of connections | 5 Piece(s) |
| Connection 1 | |
| Function | BUS IN Data interface |
| Type of connection | Connector |
| Designation on device | BUS IN |
| Thread size | M12 |
| Type | Female |
| No. of pins | 4 -pin |
| Encoding | D-coded |

Connection 2

| | |
|-----------------------|---------------------------|
| Function | BUS OUT Data interface |
| Type of connection | Connector |
| Designation on device | BUS OUT |
| Thread size | M12 |
| Type | Female |
| No. of pins | 4 -pin |
| Encoding | D-coded |

Connection 3

| | |
|-----------------------|-------------------------------------|
| Function | PWR / SW IN / OUT Voltage supply |
| Type of connection | Connector |
| Designation on device | PWR |
| Thread size | M12 |
| Type | Male |
| No. of pins | 5 -pin |
| Encoding | A-coded |

Connection 4

| | |
|-----------------------|-------------------|
| Function | Service interface |
| Type of connection | Connector |
| Designation on device | SERVICE |
| Thread size | M12 |
| Type | Female |
| No. of pins | 5 -pin |
| Encoding | A-coded |

Connection 5

| | |
|-----------------------|-----------------------|
| Function | Data interface SSI |
| Type of connection | Connector |
| Designation on device | SSI |
| Thread size | M12 |
| Type | Male |
| No. of pins | 5 -pin |
| Encoding | B-coded |

Mechanical data

| | |
|-----------------------|---------------------------|
| Design | Cubic |
| Dimension (W x H x L) | 84 mm x 166.5 mm x 159 mm |
| Housing material | Metal |
| Lens cover material | Glass |
| Net weight | 2,450 g |
| Type of fastening | Through-hole mounting |

Operation and display

| | |
|----------------------|-------------------|
| Type of display | LC Display LED |
| Operational controls | Membrane keyboard |

Environmental data

| | |
|------------------------------------|---------------|
| Ambient temperature, operation | -5 ... 50 °C |
| Ambient temperature, storage | -30 ... 70 °C |
| Relative humidity (non-condensing) | 90 % |

Technical data

Certifications

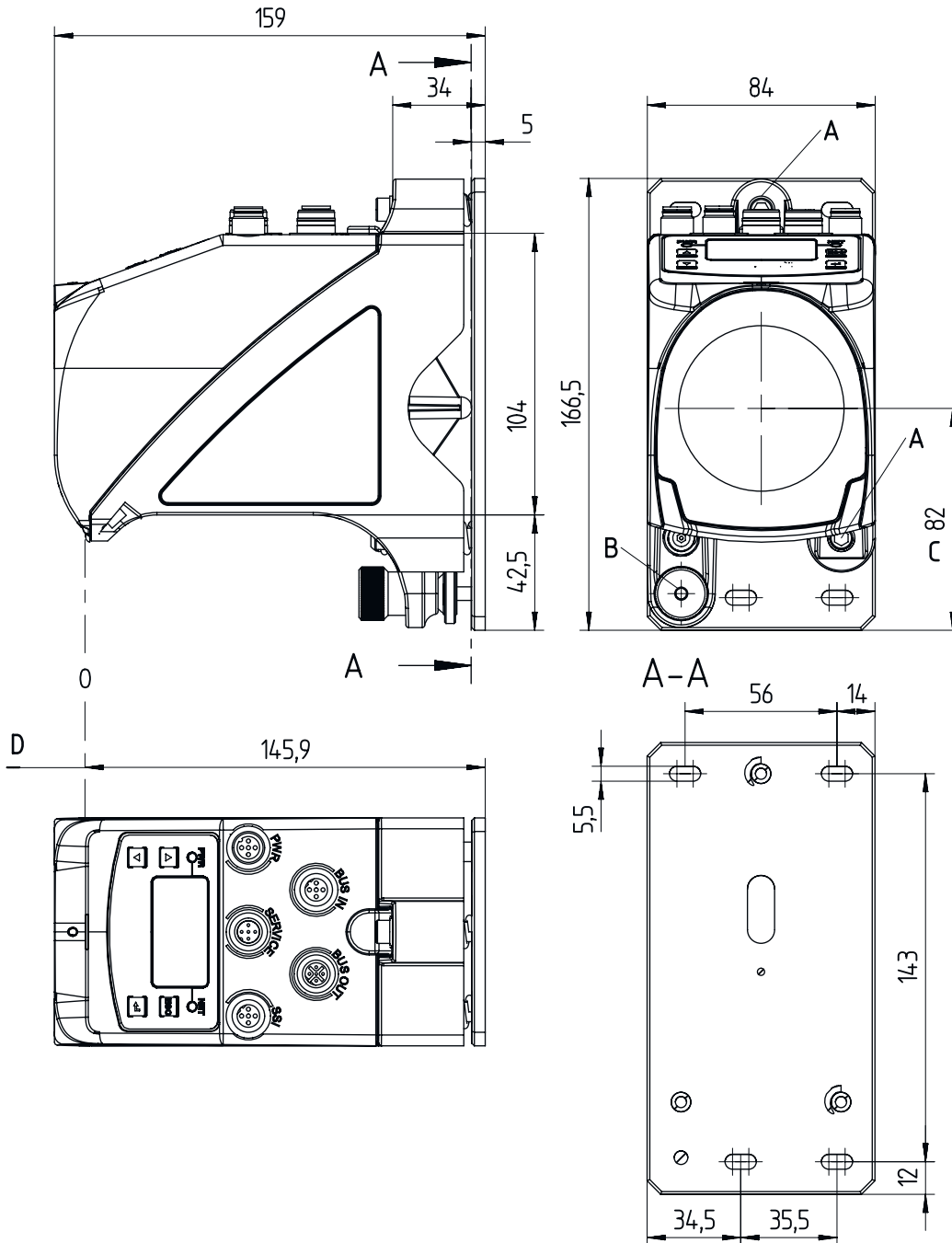
| | |
|----------------------|---------|
| Degree of protection | IP 65 |
| Protection class | III |
| Certifications | c UL US |

Classification

| | |
|-----------------------|----------|
| Customs tariff number | 90318020 |
| ECLASS 5.1.4 | 27270801 |
| ECLASS 8.0 | 27270801 |
| ECLASS 9.0 | 27270801 |
| ECLASS 10.0 | 27270801 |
| ECLASS 11.0 | 27270801 |
| ECLASS 12.0 | 27270916 |
| ECLASS 13.0 | 27270916 |
| ETIM 5.0 | EC001825 |
| ETIM 6.0 | EC001825 |
| ETIM 7.0 | EC001825 |
| ETIM 8.0 | EC001825 |

Dimensioned drawings

All dimensions in millimeters



- | | | | |
|---|--|---|---|
| A | M5 screw for alignment | C | Optical axis |
| B | Knurled nut with WAF4 hexagon socket and M5 nut for securing | D | Zero point of the distance to be measured |

Electrical connection

Connection 1

BUS IN

| | |
|--------------------|--------------------------|
| Function | BUS IN Data interface |
| Type of connection | Connector |
| Thread size | M12 |
| Type | Female |
| Material | Metal |
| No. of pins | 4 -pin |
| Encoding | D-coded |

| Pin | Pin assignment |
|-----|----------------|
| 1 | TD+ |
| 2 | RD+ |
| 3 | TD- |
| 4 | RD- |



Connection 2

BUS OUT

| | |
|--------------------|---------------------------|
| Function | BUS OUT Data interface |
| Type of connection | Connector |
| Thread size | M12 |
| Type | Female |
| Material | Metal |
| No. of pins | 4 -pin |
| Encoding | D-coded |

| Pin | Pin assignment |
|-----|----------------|
| 1 | TD+ |
| 2 | RD+ |
| 3 | TD- |
| 4 | RD- |

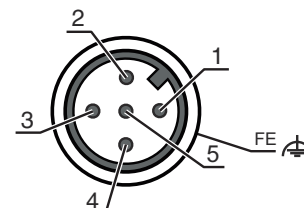


Connection 3

PWR

| | |
|--------------------|-------------------------------------|
| Function | PWR / SW IN / OUT Voltage supply |
| Type of connection | Connector |
| Thread size | M12 |
| Type | Male |
| Material | Metal |
| No. of pins | 5 -pin |
| Encoding | A-coded |

| Pin | Pin assignment |
|-----|----------------|
| 1 | VIN |
| 2 | I/O 1 |
| 3 | GND |
| 4 | I/O 2 |
| 5 | FE |



Electrical connection

Connection 4

SERVICE

| | |
|--------------------|-------------------|
| Function | Service interface |
| Type of connection | Connector |
| Thread size | M12 |
| Type | Female |
| Material | Metal |
| No. of pins | 5 -pin |
| Encoding | A-coded |

Pin Pin assignment

| | |
|---|-----------|
| 1 | n.c. |
| 2 | RS 232-TX |
| 3 | GND |
| 4 | RS 232-RX |
| 5 | n.c. |



Connection 5

SSI

| | |
|--------------------|----------------|
| Function | Data interface |
| Type of connection | Connector |
| Thread size | M12 |
| Type | Male |
| Material | Metal |
| No. of pins | 5 -pin |
| Encoding | B-coded |

Pin Pin assignment

| | |
|---|-------|
| 1 | DATA+ |
| 2 | DATA- |
| 3 | CLK+ |
| 4 | CLK- |
| 5 | FE |



Operation and display

| LED | Display | Meaning |
|-----------|--------------------------|--|
| 1 PWR | Off | No supply voltage |
| | Green, flashing | Voltage connected / no measurement value output / initialization running |
| | Green, continuous light | Device OK, measurement value output |
| | Red, flashing | Device OK, warning set |
| | Red, continuous light | No measurement value output |
| | Orange, flashing | PROFINET wave function activated |
| 2 BUS | Orange, continuous light | Configuration via display |
| | Off | No supply voltage |
| | Green, flashing | Device ok, initialization phase |
| | Green, continuous light | Device OK |
| | Red, flashing | Communication error |
| | Red, continuous light | Bus error |
| 3 BUS IN | Orange, flashing | PROFINET wave function activated |
| | Green, continuous light | Link OK |
| | Orange, flashing | Data exchange active |
| 4 BUS OUT | Green, continuous light | Link OK |
| | Orange, flashing | Data exchange active |

Part number code

Part designation: **AMS 3XXi YYY Z AAA**

| | |
|-------------|--|
| AMS | Operating principle AMS: absolute measurement system |
| 3XXi | Series/interface (integrated fieldbus technology) 300i: RS 422/RS 232 301i: RS 485 304i: PROFIBUS DP / SSI 308i: TCP/IP 335i: CANopen 338i: EtherCAT 348i: PROFINET RT 355i: DeviceNet 358i: EtherNet/IP 384i: Interbus |
| YYY | Operating range 40: max. operating range in m 120: max. operating range in m 200: max. operating range in m 300: max. operating range in m |
| Z | Special equipment H: With heating |
| AAA | Interface SSI: with SSI interface |

Note



A list with all available device types can be found on the Leuze website at www.leuze.com.

Notes



Observe intended use!



- ⌘ This product is not a safety sensor and is not intended as personnel protection.
- ⌘ The product may only be put into operation by competent persons.
- ⌘ Only use the product in accordance with its intended use.



ATTENTION! LASER RADIATION – CLASS 2 LASER PRODUCT



Do not stare into beam!

The device satisfies the requirements of IEC/EN 60825-1:2014 safety regulations for a product of **laser class 2** as well as the U.S. 21 CFR 1040.10 regulations with deviations corresponding to Laser Notice No. 56 from May 08, 2019.

- ⌘ Never look directly into the laser beam or in the direction of reflected laser beams! If you look into the beam path over a longer time period, there is a risk of injury to the retina.
- ⌘ Do not point the laser beam of the device at persons!
- ⌘ Interrupt the laser beam using a non-transparent, non-reflective object if the laser beam is accidentally directed towards a person.
- ⌘ When mounting and aligning the device, avoid reflections of the laser beam off reflective surfaces!
- ⌘ CAUTION! Use of controls or adjustments or performance of procedures other than specified herein may result in hazardous light exposure.
- ⌘ Observe the applicable statutory and local laser protection regulations.
- ⌘ The device must not be tampered with and must not be changed in any way.
There are no user-serviceable parts inside the device.
Repairs must only be performed by Leuze electronic GmbH + Co. KG.

Notes

NOTE



Affix laser information and warning signs!

Laser information and warning signs are affixed to the device. In addition, self-adhesive laser information and warning signs (stick-on labels) are supplied in several languages.




- ☞ Affix the laser information sheet to the device in the language appropriate for the place of use. When using the device in the US, use the stick-on label with the "Complies with 21 CFR 1040.10" note.
- ☞ Affix the laser information and warning signs near the device if no signs are attached to the device (e.g. because the device is too small) or if the attached laser information and warning signs are concealed due to the installation position.
- ☞ Affix the laser information and warning signs so that they are legible without exposing the reader to the laser radiation of the device or other optical radiation.

Further information


- For UL applications, use is only permitted in Class 2 circuits in accordance with the NEC (National Electric Code).
- Use as safety-related component within the safety function is possible, if the component combination is designed correspondingly by the machine manufacturer.

Accessories


Connection technology - Connection cables

| | Part no. | Designation | Article | Description |
|--|----------|---------------------|------------------|---|
|  | 50104171 | KB SSI/IBS-5000-BA | Connection cable | Suitable for interface: SSI, Interbus-S Connection 1: Connector, M12, Axial, Female, B-coded, 5 -pin Connector, LED: No Connection 2: Open end Shielded: Yes Cable length: 5.000 mm Sheathing material: PUR |
|  | 50132079 | KD U-M12-5A-V1-050 | Connection cable | Connection 1: Connector, M12, Axial, Female, A-coded, 5 -pin Connector, LED: No Connection 2: Open end Shielded: No Cable length: 5.000 mm Sheathing material: PVC |
|  | 50135074 | KS ET-M12-4A-P7-050 | Connection cable | Suitable for interface: Ethernet Connection 1: Connector, M12, Axial, Male, D-coded, 4 -pin Connector, LED: No Connection 2: Open end Shielded: Yes Cable length: 5.000 mm Sheathing material: PUR |


Reflective tapes for distance sensors

| | Part no. | Designation | Article | Description |
|--|----------|----------------------------|-----------|--|
|  | 50115021 | Reflexfolie 500x500mm-H | Reflector | Special version: Heating Supply voltage: 230 V, AC Design: Rectangular Reflective surface: 500 mm x 500 mm Base material: Aluminum Fastening: Mounting plate, Through-hole mounting |

Accessories

| | Part no. | Designation | Article | Description |
|--|----------|----------------------------|-----------------|---|
|  | 50104362 | Reflexfolie 500x500mm-S | Reflective tape | Design: Rectangular Reflective surface: 500 mm x 500 mm Chemical designation of the material: PMMA Fastening: Adhesive |

Deflecting mirror

| | Part no. | Designation | Article | Description |
|--|----------|-------------|-------------------|--|
|  | 50104479 | US AMS 01 | Deflecting mirror | Type of fastening: Through-hole mounting |

Services

| | Part no. | Designation | Article | Description |
|--|----------|-------------|------------------|---|
|  | S981001 | CS10-S-110 | Start-up support | Details: Performed at location of customer's choosing, duration: max. 10 hours. Conditions: Devices and connection cables are already mounted, price not including travel costs and, if applicable, accommodation expenses. Restrictions: No mechanical (mounting) and electrical (wiring) work performed, no changes (attachments, wiring, programming) to third-party components in the nearby environment. |
|  | S981005 | CS10-T-110 | Product training | Details: Location and content to be agreed upon, duration: max. 10 hours. Conditions: Price not including travel costs and, if applicable, accommodation expenses. Restrictions: Travel costs and accommodation expenses charged separately and according to expenditure. |

Note



A list with all available accessories can be found on the Leuze website in the Download tab of the article detailed page.