

Technical data sheet

Fork photoelectric sensor

Part no.: 50115809
GS 754B/V4-27-S12

Contents

- Technical data
- Dimensioned drawings
- Electrical connection
- Operation and display
- Notes
- Accessories



Figure can vary



Technical data

Basic data

Series	754
--------	-----

Special version

Special version	Teach input
-----------------	-------------

Optical data

Measurement field length	25 mm
Light source	LED, Infrared
Wavelength	850 nm
LED group	Exempt group (in acc. with EN 62471)
Object position	Objects \leq 1 mm should be detected in front of the receiver.

Measurement data

Minimum object diameter	0.5 mm
System resolution	a: 0.1 mm (mode 1 ... 5) b: 0.014 mm (Mode 7)
Linearity error	0 ... 0.36 mm

Electrical data

Protective circuit	Overvoltage protection Polarity reversal protection Short circuit protected
--------------------	---

Performance data

Supply voltage U_B	18 ... 30 V, DC
Residual ripple	15 %, From U_B
Open-circuit current	60 mA

Inputs

Activation inputs

Activation/disable delay	1 ms
--------------------------	------

Outputs

Analog outputs

Type	Analog output
Voltage	2 ... 10 V

Analog output 1

Type	Voltage
------	---------

Inputs/outputs selectable

Input resistance	6,000 Ω
Switching voltage, outputs	high: \geq 8V low: \leq 2 V
Switching voltage, inputs	high: \geq 8V low: \leq 2 V

Input/output 1

Function	Switching output / teach input switchable
----------	---

Time behavior

Response time	12 ms
Readiness delay	300 ms
Output cycle	0.012 ... 3 s

Connection 1

Function	Signal OUT Voltage supply
Type of connection	Connector
Thread size	M12
Material	Metal
No. of pins	5 -pin

Mechanical data

Mouth width	27 mm
Mouth depth	42 mm
Dimension (W x H x L)	19.4 mm x 82.1 mm x 91 mm
Housing material	Metal
Metal housing	Diecast zinc
Lens cover material	Plastic / PMMA
Net weight	270 g

Operation and display

Number of LEDs	1 Piece(s)
Type of configuration	Software

Environmental data

Ambient temperature, operation	-20 ... 50 °C
Ambient temperature, storage	-30 ... 70 °C

Certifications

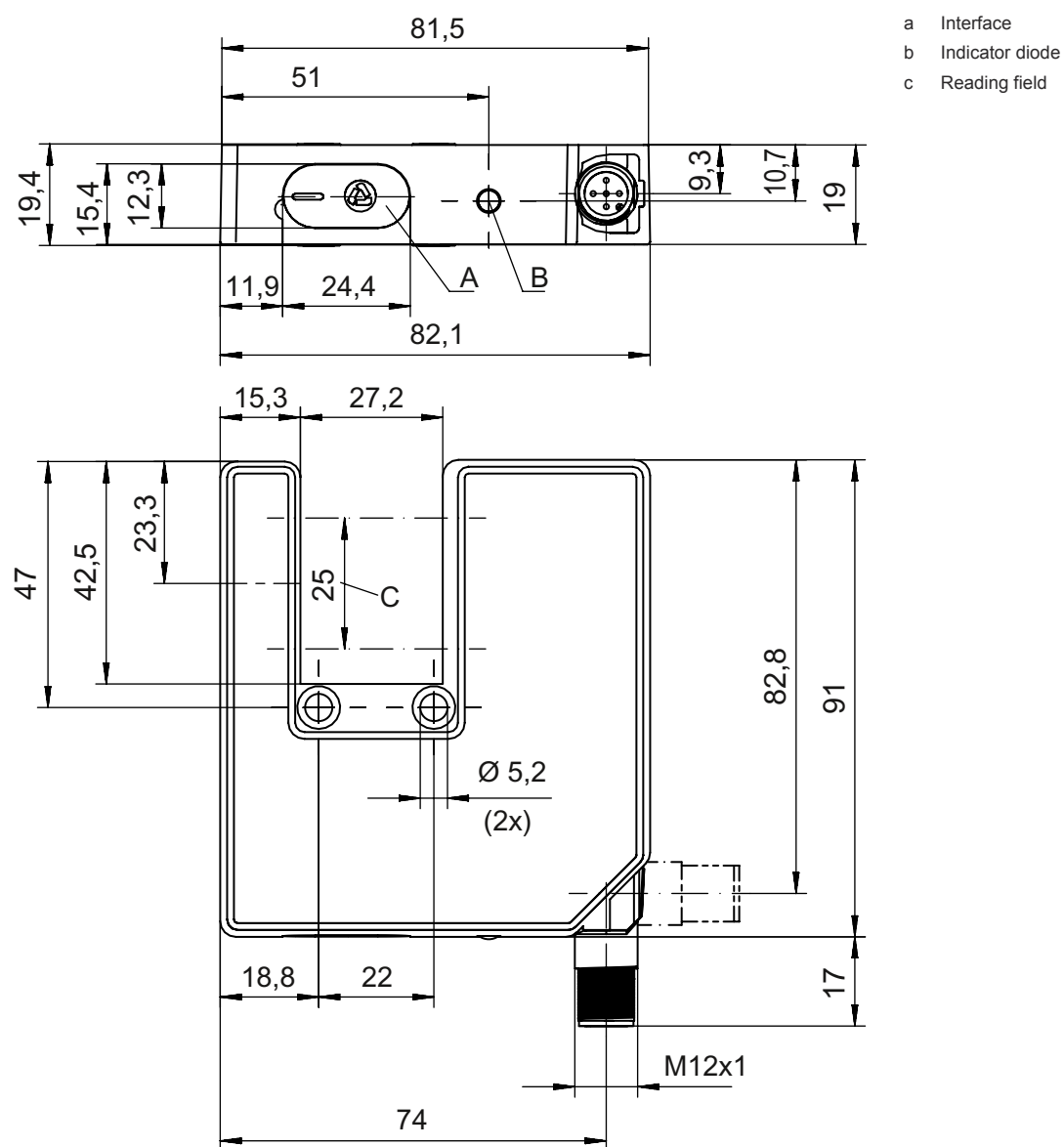
Degree of protection	IP 67
Protection class	III
Certifications	c UL US
Standards applied	IEC 60947-5-2

Classification

Customs tariff number	85365019
ECLASS 5.1.4	27270909
ECLASS 8.0	27270909
ECLASS 9.0	27270909
ECLASS 10.0	27270909
ECLASS 11.0	27270909
ECLASS 12.0	27270909
ECLASS 13.0	27270909
ETIM 5.0	EC002720
ETIM 6.0	EC002720
ETIM 7.0	EC002720
ETIM 8.0	EC002720

Dimensioned drawings

All dimensions in millimeters



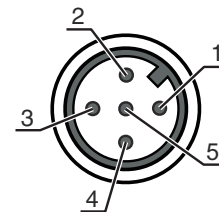
Electrical connection

Connection 1

Function	Signal OUT
	Voltage supply
Type of connection	Connector
Thread size	M12
Type	Male
Material	Metal
No. of pins	5 -pin
Encoding	A-coded

Electrical connection

Pin	Pin assignment	Conductor color
1	18 ... 30 V DC +	Brown
2	I/O 1	White
3	GND	Blue
4	Analog output	Black
5	FE	Shield



Operation and display

LED	Display	Meaning
1	Green, continuous light	Ready
	Green, flashing	Fault

Notes




Observe intended use!



- ⚡ This product is not a safety sensor and is not intended as personnel protection.
- ⚡ The product may only be put into operation by competent persons.
- ⚡ Only use the product in accordance with its intended use.

Accessories

Connection technology - Connection cables

	Part no.	Designation	Article	Description
	50132079	KD U-M12-5A-V1-050	Connection cable	Connection 1: Connector, M12, Axial, Female, A-coded, 5 -pin Connector, LED: No Connection 2: Open end Shielded: No Cable length: 5.000 mm Sheathing material: PVC

Note



- ⚡ A list with all available accessories can be found on the Leuze website in the Download tab of the article detailed page.