

## Technical data sheet Fork photoelectric sensor

Part no.: 50146192

GS08B/1.1-50-M8.3



Figure can vary

### Contents

- Technical data
- Dimensioned drawings
- Electrical connection
- Operation and display
- Part number code
- Notes
- Accessories



## Technical data

### Basic data

Series	08B
Principle of physics	Optical
Application	Detection of small parts

### Characteristic parameters

MTTF	700.42 years
------	--------------

### Optical data

Light source	LED, Red
Wavelength	660 nm
Transmitted-signal shape	Pulsed

### Measurement data

Repeatability	0.02 mm
Minimum object diameter	0.3 mm

### Electrical data

Protective circuit	Polarity reversal protection Short circuit protected
--------------------	---

#### Performance data

Supply voltage $U_B$	10 ... 30 V, DC
Residual ripple	0 ... 15 %, From $U_B$
Open-circuit current	0 ... 30 mA
Switching hysteresis	100 $\mu$ m

#### Outputs

Number of digital switching outputs	1 Piece(s)
-------------------------------------	------------

#### Switching outputs

Type	Digital switching output
Voltage type	DC
Switching current, max.	100 mA
Switching voltage	high: $\geq(U_B-2V)$ low: $\leq 2 V$

#### Switching output 1

Switching element	Transistor, Push-pull
Switching principle	IO-Link / light switching (NPN) / dark switching (PNP)

### Time behavior

Switching frequency	5,000 Hz
Response time	0.1 ms
Readiness delay	150 ms

### Interface

Type	IO-Link
------	---------

#### IO-Link

Function	IO-Link operating modes (Standard, Precision, Power, Speed), see IO-Link interface description
COM mode	COM2
Profile	Smart sensor profile
Min. cycle time	COM2 = 2.3 ms
Frame type	2.2
Specification	V1.1
Device ID	2523 (0x0009DB)
SIO-mode support	Yes

### Connection

Number of connections	1 Piece(s)
-----------------------	------------

#### Connection 1

Function	Signal OUT Voltage supply
Type of connection	Connector
Thread size	M8
Type	Male
Material	Metal
No. of pins	3 -pin

### Mechanical data

Design	Fork
Mouth width	50 mm
Mouth depth	55 mm
Dimension (W x H x L)	10 mm x 70 mm x 80 mm
Housing material	Stainless steel
Stainless steel housing	V4A
Lens cover material	Glass
Net weight	112 g
Housing color	Silver
Type of fastening	Through-hole mounting
Compatibility of materials	ECOLAB

### Operation and display

Type of display	LED
Number of LEDs	1 Piece(s)
Operational controls	270° potentiometer
Function of the operational control	Light/dark switching Sensitivity adjustment

### Environmental data

Ambient temperature, operation	-25 ... 60 °C
--------------------------------	---------------

### Certifications

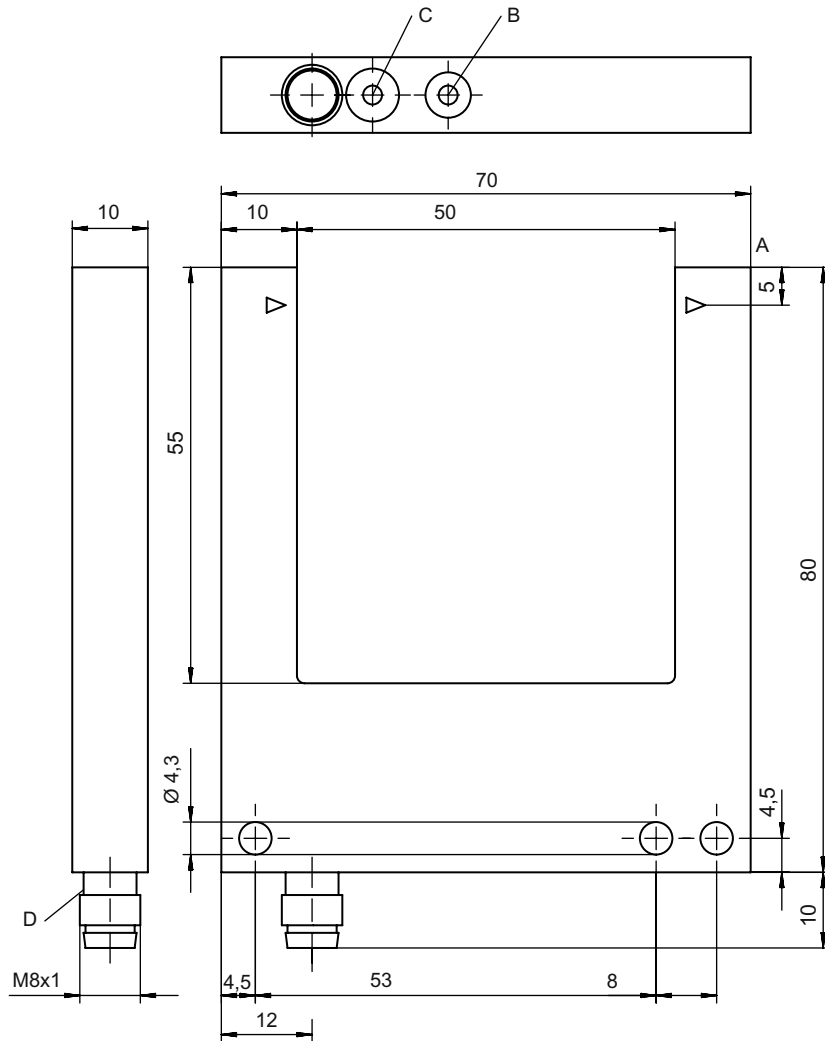
Degree of protection	IP 67
Protection class	III
Certifications	c UL US
Standards applied	IEC 60947-5-2, DIN EN ISO 1389-1:2016 appendix C,D

### Classification

Customs tariff number	85365019
ECLASS 5.1.4	27270909
ECLASS 8.0	27270909
ECLASS 9.0	27270909
ECLASS 10.0	27270909
ECLASS 11.0	27270909
ECLASS 12.0	27270909
ECLASS 13.0	27270909
ETIM 5.0	EC002720
ETIM 6.0	EC002720
ETIM 7.0	EC002720
ETIM 8.0	EC002720

# Dimensioned drawings

All dimensions in millimeters



- A Optical axis
- B Sensitivity adjustment
- C Light/dark switching
- D LED indicator

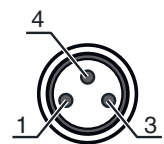
## Electrical connection

### Connection 1

Function	Signal OUT
	Voltage supply
Type of connection	Connector
Thread size	M8
Type	Male
Material	Metal
No. of pins	3 -pin

### Pin Pin assignment

1	V+
3	GND
4	OUT 1



# Operation and display

LED	Display	Meaning
1	Yellow, continuous light	Switching output/switching state active

## Part number code

Part designation: **AAA08B/C.D-EEE-FFF**


<b>AAA08B</b>	<b>Operating principle / construction</b> GS08B: Optical fork sensor, LED light source GSL08B: Optical fork sensor, laser light source
<b>C</b>	<b>Switching output / Function</b> P: PNP transistor output, dark switching N: NPN transistor output, dark switching 1: IO-Link / light switching (NPN) / dark switching (PNP)
<b>D</b>	<b>Equipment</b> 1: 270° potentiometer
<b>EEE</b>	<b>Mouth width [mm]</b> Mouth width in millimeters
<b>FFF</b>	<b>Electrical connection</b> M8.3: M8 connector, 3-pin (plug)


**Note**



A list with all available device types can be found on the Leuze website at [www.leuze.com](http://www.leuze.com).

## Notes





 **Observe intended use!**



- This product is not a safety sensor and is not intended as personnel protection.
- The product may only be put into operation by competent persons.
- Only use the product in accordance with its intended use.

## Accessories

### Connection technology - Connection cables

	Part no.	Designation	Article	Description
 	50130832	KD U-M8-3A-V1-050	Connection cable	Connection 1: Connector, M8, Axial, Female, 3 -pin Connector, LED: No Connection 2: Open end Shielded: No Cable length: 5.000 mm Sheathing material: PVC
 	50130862	KD U-M8-3W-V1-050	Connection cable	Connection 1: Connector, M8, Angled, Female, 3 -pin Connector, LED: No Connection 2: Open end Shielded: No Cable length: 5.000 mm Sheathing material: PVC

## Accessories

### Note



🔗 A list with all available accessories can be found on the Leuze website in the Download tab of the article detailed page.