

Technical data sheet

Wireless mobile 2D-code reader

Part no.: 50130495

IT 1981i FR-3

Contents

- Technical data
- Electrical connection
- Operation and display
- Notes
- Accessories



Figure can vary



Technical data

Basic data

Series	IT19xx
--------	--------

Read data

Code types, readable	2/5 Interleaved
	Aztec
	Codabar
	Code 128
	Code 39
	Code 93
	Composite Codes
	Data Matrix Code
	EAN 128
	EAN 8/13
	EAN Addendum
	GS1 Databar
	GS1 Databar Expanded
	GS1 Databar Limited
	GS1 Databar Omnidirectional
	GS1 Databar Stacked
	GS1 Databar Truncated
	Maxicode
	Micro PDF
	Micro QR
	Others on request
	PDF417
	QR code
	UPC

Optical data

Reading distance	100 ... 16,000 mm
------------------	-------------------

Electrical data

Performance data

Supply voltage U_B	3.7 V, DC
Power consumption, max.	1.8 W
Battery technology	Lilon
Battery storage capacity	2.4 A·h

Interface

Type	PS/2, RS 232, USB
------	-------------------

RS 232

Function	Process
----------	---------

USB

Function	Process
----------	---------

Connection

Bluetooth range	Class 1
Bluetooth version	2.1

Connection 1

Type of connection	Bluetooth
--------------------	-----------

Mechanical data

Dimension (W x H x L)	75 mm x 133 mm x 195 mm
Housing material	Plastic
Plastic housing	UL 94-V0
Net weight	420 g

Environmental data

Ambient temperature, operation	-20 ... 50 °C
Ambient temperature, storage	-40 ... 70 °C
Relative humidity (non-condensing)	0 ... 95 %
Drop height	2 m
Measurements relative to	Concrete floor

Certifications

Degree of protection	IP 65
----------------------	-------

Classification

Customs tariff number	84719000
ECLASS 5.1.4	27280103
ECLASS 8.0	27280103
ECLASS 9.0	27280103
ECLASS 10.0	27280103
ECLASS 11.0	27280103
ECLASS 12.0	27280103
ECLASS 13.0	27280103
ETIM 5.0	EC002550
ETIM 6.0	EC002999
ETIM 7.0	EC002999
ETIM 8.0	EC002999

Electrical connection

Connection 1


Function	Configuration interface
	Data interface
Type of connection	Bluetooth

Operation and display

LED	Display	Meaning
1 Normal operation	Red, continuous light	Low battery level
	Green, continuous light	Operational readiness
	Red, flashing	Communication error
	Green, 1x flashing	Reading successful


Notes

⚠ Observe intended use!

 This product is not a safety sensor and is not intended as personnel protection.

- ↪ The product may only be put into operation by competent persons.
- ↪ Only use the product in accordance with its intended use.


⚠ ATTENTION! LASER RADIATION – CLASS 2 LASER PRODUCT

 **Do not stare into beam!**

The device satisfies the requirements of IEC 60825-1:2007 (EN 60825-1:2007) safety regulations for a product of **laser class 2** as well as the U.S. 21 CFR 1040.10 regulations with deviations corresponding to Laser Notice No. 50 from June 24, 2007.

- ↪ Never look directly into the laser beam or in the direction of reflected laser beams! If you look into the beam path over a longer time period, there is a risk of injury to the retina.
- ↪ Do not point the laser beam of the device at persons!
- ↪ Interrupt the laser beam using a non-transparent, non-reflective object if the laser beam is accidentally directed towards a person.
- ↪ When mounting and aligning the device, avoid reflections of the laser beam off reflective surfaces!
- ↪ CAUTION! Use of controls or adjustments or performance of procedures other than specified herein may result in hazardous light exposure.
- ↪ Observe the applicable statutory and local laser protection regulations.
- ↪ The device must not be tampered with and must not be changed in any way.
There are no user-serviceable parts inside the device.
Repairs must only be performed by Leuze electronic GmbH + Co. KG.

NOTE


 **Affix laser information and warning signs!**

Laser information and warning signs are affixed to the device. In addition, self-adhesive laser information and warning signs (stick-on labels) are supplied in several languages.

- ↪ Affix the laser information sheet to the device in the language appropriate for the place of use. When using the device in the US, use the stick-on label with the "Complies with 21 CFR 1040.10" note.
- ↪ Affix the laser information and warning signs near the device if no signs are attached to the device (e.g. because the device is too small) or if the attached laser information and warning signs are concealed due to the installation position.
- ↪ Affix the laser information and warning signs so that they are legible without exposing the reader to the laser radiation of the device or other optical radiation.


Accessories

Connection technology - Connection unit



	Part no.	Designation	Article	Description
	50112891	MA 248i Profinet Gateway	Modular connection unit	Supply voltage: 18 ... 30 V Current consumption, max.: 300 mA Interface: PROFINET, RS 232 Connections: 6 Piece(s) Degree of protection: IP 65

Accessories

Connection technology - Interconnection cables

	Part no.	Designation	Article	Description
	50113397	KB JST-HS-300	Connection cable	Suitable for interface: RS 232 Connection 1: JST ZHR Connection 2: Sub-D, Axial, Male, 9 -pin Shielded: Yes Cable length: 300 mm Sheathing material: PUR

Replacement part

	Part no.	Designation	Article	Description
	50105384 **	Battery IT-series	Battery	Supply voltage: 3.7 V, DC Battery technology: Lilon Battery storage capacity: 2.4 A·h
	50143603	IT 19x1i-End Cap	End cap	Type of fastening, at device: to engage

** Included in delivery contents

Note



A list with all available accessories can be found on the Leuze website in the Download tab of the article detailed page.