

Technical data sheet

Light curtain receiver

Part no.: 50128923
CSL710-R05-2880.A/L-M12



Figure can vary

Contents

- Technical data
- Dimensioned drawings
- Electrical connection
- Operation and display
- Suitable transmitters
- Part number code
- Notes
- Accessories



Technical data

Basic data

| | |
|---------------------|--------------------------|
| Series | 710 |
| Operating principle | Throughbeam principle |
| Device type | Receiver |
| Application | Precise object detection |

Special version

| | |
|-----------------|------------------------|
| Special version | Crossed-beam scanning |
| | Diagonal-beam scanning |
| | Parallel-beam scanning |

Optical data

| | |
|--------------------------|----------------------------|
| Operating range | Guaranteed operating range |
| Operating range | 0.1 ... 3.5 m |
| Operating range limit | Typical operating range |
| Operating range limit | 0.1 ... 4.5 m |
| Measurement field length | 2,880 mm |
| Number of beams | 576 Piece(s) |
| Beam spacing | 5 mm |

Measurement data

| | |
|-------------------------|-------|
| Minimum object diameter | 10 mm |
|-------------------------|-------|

Electrical data

| | |
|--------------------|------------------------------|
| Protective circuit | Polarity reversal protection |
| | Short circuit protected |
| | Transient protection |

Performance data

| | |
|----------------------|--|
| Supply voltage U_B | 18 ... 30 V, DC |
| Residual ripple | 0 ... 15 %, From U_B |
| Open-circuit current | 0 ... 600 mA, The specified values refer to the entire package consisting of transmitter and receiver. |

Inputs/outputs selectable

| | |
|-------------------------------------|------------------|
| Output current, max. | 100 mA |
| Input resistance | 6,000 Ω |
| Number of inputs/outputs selectable | 4 Piece(s) |
| Voltage type, outputs | DC |
| Switching voltage, outputs | Typ. $U_B / 0$ V |
| Voltage type, inputs | DC |
| Switching voltage, inputs | high: ≥ 6 V |
| | low: ≤ 4 V |

Input/output 1

| | |
|--------------------------|------------|
| Activation/disable delay | 0 ... 1 ms |
|--------------------------|------------|

Time behavior

| | |
|------------------------|------------|
| Readiness delay | 400 ms |
| Cycle time | 17.68 ms |
| Response time per beam | 30 μ s |

Interface

| | |
|------|---------|
| Type | IO-Link |
|------|---------|

IO-Link

| | |
|-----------------|---------------|
| COM mode | COM2 |
| | COM3 |
| Min. cycle time | COM2 = 2.3 ms |
| Specification | V1.0.1 |
| | V1.1 |

Service interface

| | |
|------|---------|
| Type | IO-Link |
|------|---------|

IO-Link

| | |
|----------|----------------------------|
| Function | Configuration via software |
| | Service |

Connection

| | |
|-----------------------|------------|
| Number of connections | 2 Piece(s) |
| Plug outlet | Axial |

Connection 1

| | |
|--------------------|-------------------------|
| Function | Configuration interface |
| | Signal IN |
| | Signal OUT |
| | Voltage supply |
| Type of connection | Connector |
| Thread size | M12 |
| Type | Male |
| Material | Metal |
| No. of pins | 8 -pin |
| Encoding | A-coded |

Connection 2

| | |
|--------------------|---------------------------|
| Function | Connection to transmitter |
| Type of connection | Connector |
| Thread size | M12 |
| Type | Female |
| Material | Metal |
| No. of pins | 5 -pin |
| Encoding | A-coded |

Mechanical data

| | |
|-----------------------|------------------------------|
| Design | Cubic |
| Dimension (W x H x L) | 29 mm x 54.8 mm x 2,953 mm |
| Housing material | Metal |
| Metal housing | Aluminum |
| Lens cover material | Plastic / PMMA |
| Net weight | 2,850 g |
| Housing color | Red |
| Type of fastening | Groove mounting |
| | Via optional mounting device |

Operation and display

| | |
|-----------------------|-------------------|
| Type of display | LED |
| | OLED display |
| Number of LEDs | 2 Piece(s) |
| Type of configuration | Software |
| | Teach-in |
| Operational controls | Membrane keyboard |

Technical data

Environmental data

| | |
|--------------------------------|---------------|
| Ambient temperature, operation | -30 ... 60 °C |
| Ambient temperature, storage | -40 ... 70 °C |

Certifications

| | |
|----------------------|---------------|
| Degree of protection | IP 65 |
| Protection class | III |
| Certifications | c CSA US |
| Standards applied | IEC 60947-5-2 |

Classification

| | |
|-----------------------|----------|
| Customs tariff number | 90314990 |
| ECLASS 5.1.4 | 27270910 |
| ECLASS 8.0 | 27270910 |
| ECLASS 9.0 | 27270910 |
| ECLASS 10.0 | 27270910 |
| ECLASS 11.0 | 27270910 |
| ECLASS 12.0 | 27270910 |
| ECLASS 13.0 | 27270910 |
| ETIM 5.0 | EC002549 |
| ETIM 6.0 | EC002549 |
| ETIM 7.0 | EC002549 |
| ETIM 8.0 | EC002549 |

Dimensioned drawings

All dimensions in millimeters



- | | | | |
|---|----------------------------------|---|------------------------|
| A | Beam spacing 5 mm | L | Profile length 2888 mm |
| B | Measurement field length 2880 mm | T | Transmitter |
| F | M6 thread | R | Receiver |
| G | Fastening groove | Y | |



Electrical connection

Connection 1

| | |
|---------------------------|-------------------------|
| Function | Configuration interface |
| | Signal IN |
| | Signal OUT |
| | Voltage supply |
| Type of connection | Connector |
| Thread size | M12 |
| Type | Male |
| Material | Metal |
| No. of pins | 8 -pin |
| Encoding | A-coded |

Pin Pin assignment

| | |
|----------|---------|
| 1 | V+ |
| 2 | IO1 |
| 3 | GND |
| 4 | IO-Link |
| 5 | IO2 |
| 6 | IO3 |
| 7 | IO4 |
| 8 | GND |

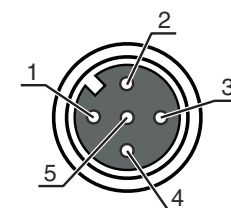


Connection 2

| | |
|---------------------------|---------------------------|
| Function | Connection to transmitter |
| Type of connection | Connector |
| Thread size | M12 |
| Type | Female |
| Material | Metal |
| No. of pins | 5 -pin |
| Encoding | A-coded |

Pin Pin assignment


| | |
|----------|------------|
| 1 | FE/SHIELD |
| 2 | V+ |
| 3 | GND |
| 4 | RS 485 Tx+ |
| 5 | RS 485 Tx- |



Operation and display

| LED | Display | Meaning |
|-----|--------------------------|--|
| 1 | Green, continuous light | Operational readiness |
| | Green, flashing | Teach / error |
| 2 | Yellow, continuous light | Light path free, with function reserve |
| | Yellow, flashing | No function reserve |
| | Off | Object detected |

Suitable transmitters


| | Part no. | Designation | Article | Description |
|---|----------|-----------------------|---------------------------|---|
|  | 50129011 | CSL710-T05-2880.A-M12 | Light curtain transmitter | Application: Precise object detection Special version: Parallel-beam scanning, Crossed-beam scanning, Diagonal-beam scanning Operating range: 0.1 ... 3.5 m Connection: Connector, M12, 5 -pin |

Part number code

Part designation: **CSL710-XYZ-ZZZZ.A/B-CCC**


| | |
|---------------|--|
| CSL710 | Operating principle CSL: switching light curtain of the 710 series |
| X | Function classes T: transmitter R: receiver |
| YY | Beam spacing 05: 5 mm 10: 10 mm 20: 20 mm 40: 40 mm |
| ZZZZ | Measurement field length [mm], dependent on beam spacing Value, see technical data |
| A | Equipment A: Axial connector outlet |
| B | Interface L: IO-Link |
| CCC | Electrical connection M12: M12 connector |

Note


| | |
|--|--|
|  | ↪ A list with all available device types can be found on the Leuze website at www.leuze.com . |
|--|--|

Notes

Observe intended use!



| | |
|--|---|
|  | <ul style="list-style-type: none"> ↪ This product is not a safety sensor and is not intended as personnel protection. ↪ The product may only be put into operation by competent persons. ↪ Only use the product in accordance with its intended use. |
|--|---|

For UL applications:



| | |
|--|---|
|  | <ul style="list-style-type: none"> ↪ For UL applications, use is only permitted in Class 2 circuits in accordance with the NEC (National Electric Code). ↪ These proximity switches shall be used with UL Listed Cable assemblies rated 30V, 0.5A min, in the field installation, or equivalent (categories: CYJV/ CYJV7 or PVVA/PVVA7) |
|--|---|

Accessories

Connection technology - Connection cables

| | Part no. | Designation | Article | Description |
|--|----------|--------------------|------------------|--|
|   | 50135128 | KD S-M12-8A-P1-050 | Connection cable | Connection 1: Connector, M12, Axial, Female, A-coded, 8 -pin Connector, LED: No Connection 2: Open end Shielded: Yes Cable length: 5.000 mm Sheathing material: PUR |

Connection technology - Interconnection cables

| | Part no. | Designation | Article | Description |
|--|----------|-----------------------------|-----------------------|--|
|   | 50129781 | KDS DN-M12-5A-M12-5A-P3-050 | Interconnection cable | Suitable for interface: DeviceNet, CANopen Connection 1: Connector, M12, Axial, Female, A-coded, 5 -pin Connection 2: Connector, M12, Axial, Male, A-coded, 5 -pin Shielded: Yes Cable length: 5,000 mm Sheathing material: PUR |

Note



A list with all available accessories can be found on the Leuze website in the Download tab of the article detailed page.