

Technical data sheet

Light curtain transmitter

Part no.: 50129025
CSL710-T10-2080.A-M12



Figure can vary

Contents

- Technical data
- Dimensioned drawings
- Electrical connection
- Operation and display
- Suitable receivers
- Part number code
- Notes
- Accessories



Technical data

Basic data

Series	710
Operating principle	Throughbeam principle
Device type	Transmitter
Application	Precise object detection

Special version

Special version	Crossed-beam scanning
	Diagonal-beam scanning
	Parallel-beam scanning

Optical data

Operating range	Guaranteed operating range
Operating range	0.3 ... 7 m
Operating range limit	Typical operating range
Operating range limit	0.2 ... 9 m
Measurement field length	2,080 mm
Number of beams	208 Piece(s)
Beam spacing	10 mm
Light source	LED, Infrared
Wavelength	940 nm

Measurement data

Minimum object diameter	20 mm
-------------------------	-------

Electrical data

Protective circuit	Polarity reversal protection
	Short circuit protected
	Transient protection

Performance data

Supply voltage U_B	18 ... 30 V, DC
Residual ripple	0 ... 15 %, From U_B
Open-circuit current	0 ... 435 mA, The specified values refer to the entire package consisting of transmitter and receiver.

Time behavior

Readiness delay	400 ms
Cycle time	6.64 ms

Connection

Number of connections	1 Piece(s)
Plug outlet	Axial

Connection 1

Function	Connection to receiver
	Sync-input
	Voltage supply
Type of connection	Connector
Thread size	M12
Type	Male
Material	Metal
No. of pins	5 -pin
Encoding	A-coded

Mechanical data

Design	Cubic
Dimension (W x H x L)	29 mm x 35.4 mm x 2,153 mm
Housing material	Metal
Metal housing	Aluminum
Lens cover material	Plastic / PMMA
Net weight	2,150 g
Housing color	Red
Type of fastening	Groove mounting
	Via optional mounting device

Operation and display

Type of display	LED
Number of LEDs	1 Piece(s)

Environmental data

Ambient temperature, operation	-30 ... 60 °C
Ambient temperature, storage	-40 ... 70 °C

Certifications

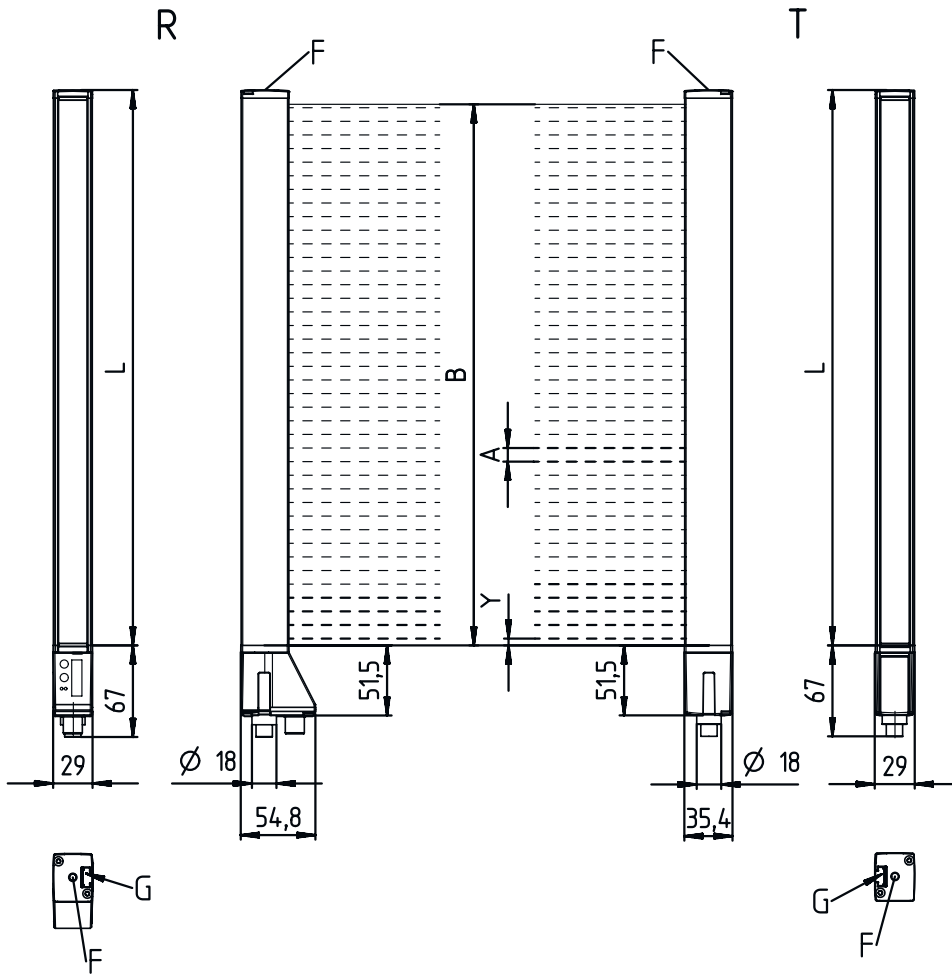
Degree of protection	IP 65
Protection class	III
Certifications	c CSA US
Standards applied	IEC 60947-5-2

Classification

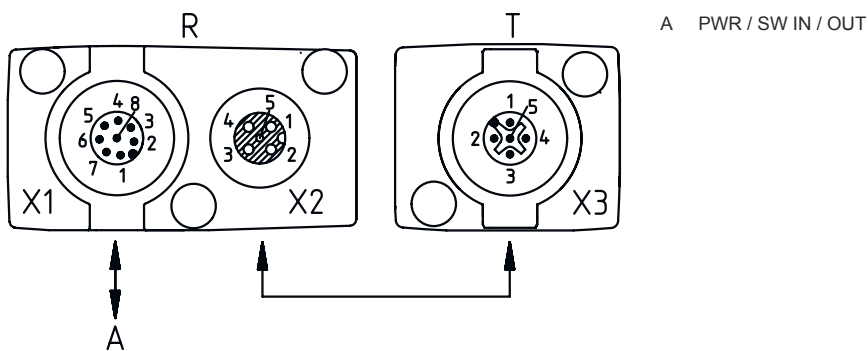
Customs tariff number	90314990
ECLASS 5.1.4	27270910
ECLASS 8.0	27270910
ECLASS 9.0	27270910
ECLASS 10.0	27270910
ECLASS 11.0	27270910
ECLASS 12.0	27270910
ECLASS 13.0	27270910
ETIM 5.0	EC002549
ETIM 6.0	EC002549
ETIM 7.0	EC002549
ETIM 8.0	EC002549

Dimensioned drawings

All dimensions in millimeters



- | | | | |
|---|----------------------------------|---|------------------------|
| A | Beam spacing 10 mm | L | Profile length 2088 mm |
| B | Measurement field length 2080 mm | T | Transmitter |
| F | M6 thread | R | Receiver |
| G | Fastening groove | Y | |

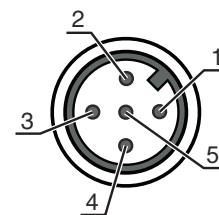


Electrical connection

Connection 1

Function	Connection to receiver
	Sync-input
	Voltage supply
Type of connection	Connector
Thread size	M12
Type	Male
Material	Metal
No. of pins	5 -pin
Encoding	A-coded


Pin	Pin assignment
1	FE/SHIELD
2	V+
3	GND
4	RS 485 Tx+
5	RS 485 Tx-



Operation and display

LED	Display	Meaning
1	Green, continuous light	Continuous mode
	Off	No communication with the receiver / waiting for trigger
	green, flashing in sync with the measurement	Measurement frequency display

Suitable receivers

	Part no.	Designation	Article	Description
	50128941	CSL710-R10-2080.A/ L-M12	Light curtain receiver	Application: Precise object detection Special version: Parallel-beam scanning, Crossed-beam scanning, Diagonal-beam scanning Operating range: 0.3 ... 7 m Selectable inputs/outputs: 4 Piece(s) Service interface: IO-Link Connection: Connector, M12, 8 -pin

Part number code

Part designation: **CSL710-XXY-ZZZZ.A/B-CCC**

CSL710	Operating principle CSL: switching light curtain of the 710 series
X	Function classes T: transmitter R: receiver
YY	Beam spacing 05: 5 mm 10: 10 mm 20: 20 mm 40: 40 mm
ZZZZ	Measurement field length [mm], dependent on beam spacing Value, see technical data


Part number code


A	Equipment A: Axial connector outlet
B	Interface L: IO-Link
CCC	Electrical connection M12: M12 connector


Note


 A list with all available device types can be found on the Leuze website at www.leuze.com.

Notes


 **Observe intended use!**


 This product is not a safety sensor and is not intended as personnel protection.

 The product may only be put into operation by competent persons.

 Only use the product in accordance with its intended use.

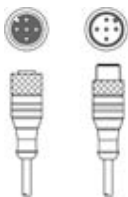
For UL applications:

 For UL applications, use is only permitted in Class 2 circuits in accordance with the NEC (National Electric Code).

 These proximity switches shall be used with UL Listed Cable assemblies rated 30V, 0.5A min, in the field installation, or equivalent (categories: CYJV/ CYJV7 or PVVA/PVVA7)

Accessories

Connection technology - Interconnection cables

	Part no.	Designation	Article	Description
	50129781	KDS DN-M12-5A-M12-5A-P3-050	Interconnection cable	Suitable for interface: DeviceNet, CANopen Connection 1: Connector, M12, Axial, Female, A-coded, 5 -pin Connection 2: Connector, M12, Axial, Male, A-coded, 5 -pin Shielded: Yes Cable length: 5,000 mm Sheathing material: PUR

Note

 A list with all available accessories can be found on the Leuze website in the Download tab of the article detailed page.