

## Technical data sheet Energetic diffuse sensor

Part no.: 50122722

ET328.W3/4P




Figure can vary

### Contents

- Technical data
- Dimensioned drawings
- Electrical connection
- Diagrams
- Operation and display
- Part number code
- Notes
- Further information
- Accessories



## Technical data

### Basic data

|                     |                              |
|---------------------|------------------------------|
| Series              | 328                          |
| Operating principle | Diffuse reflection principle |

### Special version

|                 |                      |
|-----------------|----------------------|
| Special version | 90° - angular optics |
|-----------------|----------------------|

### Optical data

|                                  |                                      |
|----------------------------------|--------------------------------------|
| Operating range                  | Guaranteed operating range           |
| Operating range, white 90%       | 0.005 ... 0.35 m                     |
| Operating range, gray 50%        | 0.01 ... 0.29 m                      |
| Operating range, gray 18%        | 0.012 ... 0.19 m                     |
| Operating range, black 6%        | 0.015 ... 0.14 m                     |
| Operating range limit            | Typical operating range              |
| Operating range limit, white 90% | 0.001 ... 0.45 m                     |
| Operating range limit, gray 50%  | 0.01 ... 0.38 m                      |
| Operating range limit, gray 18%  | 0.012 ... 0.25 m                     |
| Operating range limit, black 6%  | 0.012 ... 0.2 m                      |
| Light source                     | LED, Red                             |
| Wavelength                       | 620 nm                               |
| Transmitted-signal shape         | Pulsed                               |
| LED group                        | Exempt group (in acc. with EN 62471) |

### Electrical data

|                    |   |
|--------------------|---|
| Protective circuit | Polarity reversal protection<br>Short circuit protected |
|--------------------|---|

### Performance data

|                      |  |
|----------------------|--|
| Supply voltage $U_B$ | 10 ... 30 V, DC, Incl. residual ripple |
| Residual ripple      | 0 ... 15 %, From $U_B$                 |
| Open-circuit current | 0 ... 20 mA                            |

### Outputs

|                                     |            |
|-------------------------------------|------------|
| Number of digital switching outputs | 2 Piece(s) |
|-------------------------------------|------------|

### Switching outputs

|                         |   |
|-------------------------|---|
| Voltage type            | DC  |
| Switching current, max. | 100 mA  |
| Switching voltage       | high: $\geq(U_B - 2.5V)$<br>low: $\leq 2.5 V$ |

### Switching output 1

|                     |                 |
|---------------------|-----------------|
| Switching element   | Transistor, PNP |
| Switching principle | Light switching |

### Switching output 2

|                     |                 |
|---------------------|-----------------|
| Switching element   | Transistor, PNP |
| Switching principle | Dark switching  |

### Time behavior

|                     |        |
|---------------------|--------|
| Switching frequency | 500 Hz |
| Response time       | 1 ms   |
| Readiness delay     | 300 ms |

### Connection 1

|                      |                              |
|----------------------|------------------------------|
| Function             | Signal OUT<br>Voltage supply |
| Type of connection   | Cable                        |
| Cable length         | 2,000 mm                     |
| Sheathing material   | PUR                          |
| Cable color          | Black                        |
| Number of conductors | 4 -wire                      |
| Wire cross section   | 0.2 mm <sup>2</sup>          |

### Mechanical data

|                                |                            |
|--------------------------------|----------------------------|
| Thread size                    | M18 x 1 mm                 |
| Dimension ( $\varnothing$ x L) | 18 mm x 61 mm              |
| Housing material               | Plastic<br>Stainless steel |
| Stainless steel housing        | V2A                        |
| Plastic housing                | ABS                        |
| Lens cover material            | Plastic                    |
| Net weight                     | 40 g                       |
| Housing color                  | Black<br>Silver            |

### Operation and display

|                      |              |
|----------------------|--------------|
| Type of display      | LED          |
| Number of LEDs       | 1 Piece(s)   |
| Operational controls | Teach button |

### Environmental data

|                                |               |
|--------------------------------|---------------|
| Ambient temperature, operation | -40 ... 60 °C |
| Ambient temperature, storage   | -40 ... 70 °C |

### Certifications

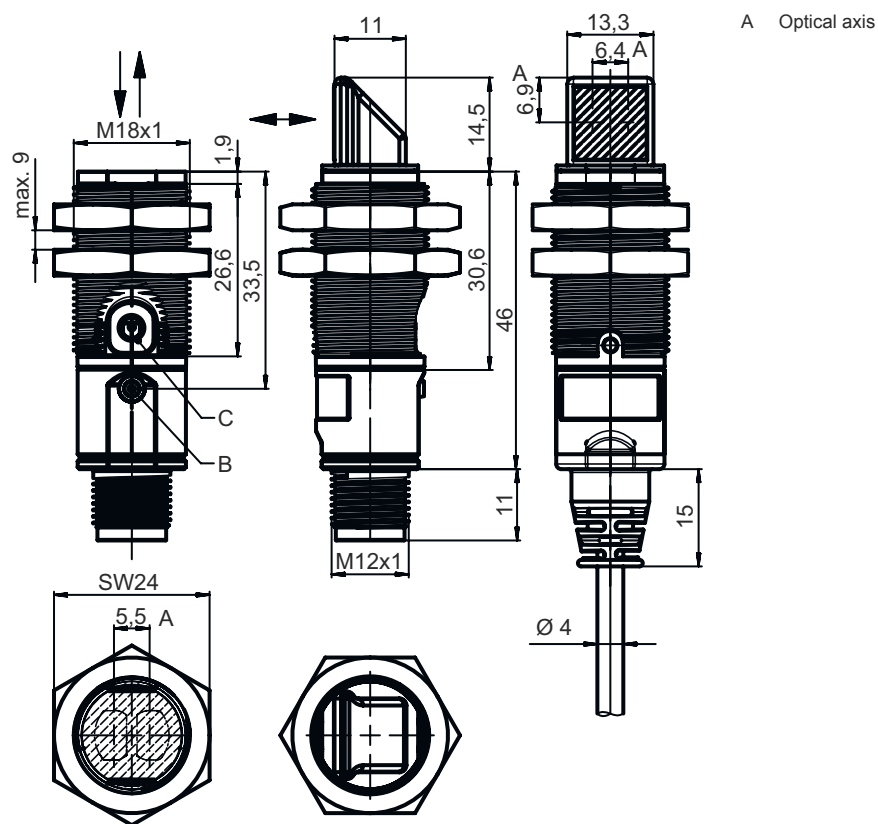
|                      |               |
|----------------------|---------------|
| Degree of protection | IP 67         |
| Protection class     | III           |
| Certifications       | c UL US       |
| Standards applied    | IEC 60947-5-2 |

### Classification

|                       |          |
|-----------------------|----------|
| Customs tariff number | 85365019 |
| ECLASS 5.1.4          | 27270903 |
| ECLASS 8.0            | 27270903 |
| ECLASS 9.0            | 27270903 |
| ECLASS 10.0           | 27270903 |
| ECLASS 11.0           | 27270903 |
| ECLASS 12.0           | 27270903 |
| ECLASS 13.0           | 27270903 |
| ETIM 5.0              | EC001821 |
| ETIM 6.0              | EC001821 |
| ETIM 7.0              | EC001821 |
| ETIM 8.0              | EC001821 |

# Dimensioned drawings

All dimensions in millimeters



## Electrical connection

### Connection 1

|                      |                              |
|----------------------|------------------------------|
| Function             | Signal OUT<br>Voltage supply |
| Type of connection   | Cable                        |
| Cable length         | 2,000 mm                     |
| Sheathing material   | PUR                          |
| Cable color          | Black                        |
| Number of conductors | 4 -wire                      |
| Wire cross section   | 0.2 mm <sup>2</sup>          |

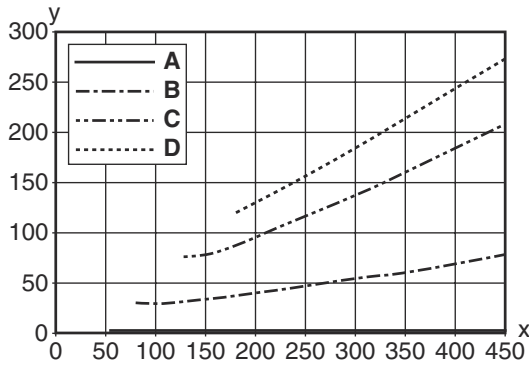
### Conductor color

### Conductor assignment

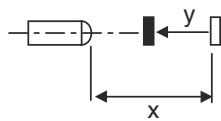
|       |       |
|-------|-------|
| Brown | V+    |
| White | OUT 2 |
| Blue  | GND   |
| Black | OUT 1 |

# Diagrams

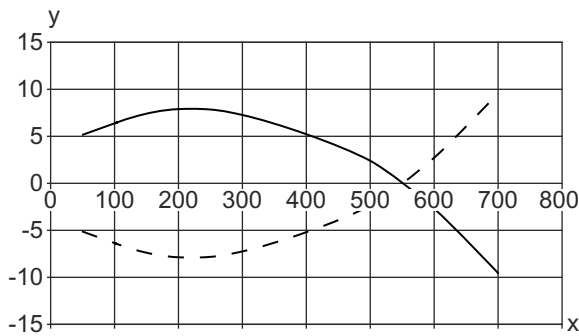
## Typ. black/white behavior



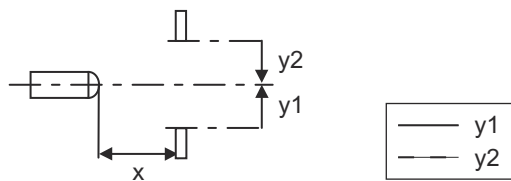
x Range [mm]  
 y Reduction of range [mm]  
 A White 90%  
 B Gray 50%  
 C Gray 18%  
 D Black 6%



## Typ. response behavior (white 90%)



x Distance [mm]  
 y Misalignment [mm]



## Operation and display

| LED | Display                  | Meaning               |
|-----|--------------------------|-----------------------|
| 1   | Green, continuous light  | Operational readiness |
|     | Yellow, continuous light | Object detected       |

## Part number code

Part designation: XXX328BY-AAAF.BB/CC-DDD

|               |  |
|---------------|--|
| <b>XXX328</b> | <b>Operating principle</b><br>PRK: Retro-reflective photoelectric sensor with polarization filter<br>ET: energetic diffuse reflection sensor<br>FT: diffuse reflection sensor with fading<br>LE: Throughbeam photoelectric sensor receiver<br>LS: throughbeam photoelectric sensor transmitter   |
| <b>Y</b>      | <b>Light type</b><br>n/a: red light<br>l: infrared light   |
| <b>AAAF</b>   | <b>Preset range (optional)</b><br>n/a: operating range acc. to data sheet<br>xxxF: Preset range [mm]   |
| <b>BB</b>     | <b>Equipment</b><br>n/a: axial optics<br>W: 90° angular optics<br>3: teach-in via button   |
| <b>CC</b>     | <b>Switching output / function (OUT1 = pin 4, OUT2 = pin 2):</b><br>4: PNP transistor output, light switching<br>P: PNP transistor output, dark switching<br>2: NPN transistor output, light switching<br>N: NPN transistor output, dark switching<br>9: input for transmitter deactivation (deactivation with HIGH signal)<br>D: Input for transmitter deactivation (deactivation with LOW signal)<br>X: pin not used |
| <b>DDD</b>    | <b>Electrical connection</b><br>n/a: cable, standard length 2000 mm, 4-wire<br>M12: M12 connector, 4-pin (plug)  |

### Note



A list with all available device types can be found on the Leuze website at [www.leuze.com](http://www.leuze.com).

## Notes



### Observe intended use!



- ⌘ This product is not a safety sensor and is not intended as personnel protection.
- ⌘ The product may only be put into operation by competent persons.
- ⌘ Only use the product in accordance with its intended use.

### For UL applications:




- ⌘ For UL applications, use is only permitted in Class 2 circuits in accordance with the NEC (National Electric Code).
- ⌘ These proximity switches shall be used with UL Listed Cable assemblies rated 30V, 0.5A min, in the field installation, or equivalent (categories: CYJV/ CYJV7 or PVVA/PVVA7)

## Further information


- Sum of the output currents for both outputs, 50 mA for ambient temperatures > 40 °C
- With the set scanning range, a tolerance of the operating range is possible depending on the reflection properties of the material surface.

## Accessories



### Mounting technology - Mounting brackets

|  | Part no. | Designation | Article          | Description  |
|--|----------|-------------|------------------|--|
|  | 50113548 | BT D18M.5   | Mounting bracket | Diameter, inner: 18 mm<br>Design of mounting device: Angle, L-shape<br>Fastening, at system: Through-hole mounting<br>Mounting bracket, at device: Screw type<br>Type of mounting device: Rigid<br>Material: Stainless steel |

### Mounting technology - Rod mounts

|  | Part no. | Designation  | Article         | Description  |
|--|----------|--------------|-----------------|--|
|  | 50117490 | BTU D18M-D12 | Mounting system | Design of mounting device: Mounting system<br>Fastening, at system: Through-hole mounting<br>Mounting bracket, at device: Screw type<br>Type of mounting device: Clampable, Adjustable, Turning, 360°<br>Material: Metal |

### Mounting technology - Other

|  | Part no.    | Designation | Article                   | Description   |
|--|-------------|-------------|---------------------------|---|
|  | 50083189    | BT 318-ARH  | Adjustment fastening part | Design of mounting device: Mounting plate<br>Fastening, at system: Through-hole mounting<br>Mounting bracket, at device: Screw type<br>Type of mounting device: Swiveling, Adjustable<br>Material: Metal<br>Shock absorber: No                  |
|  | 50126631 ** | BT 328M     | Fastening                 | Design of mounting device: Mounting clamp<br>Fastening, at system: For 18 mm rod, Through-hole mounting<br>Mounting bracket, at device: Screw type<br>Type of mounting device: Turning, 360°<br>Material: Stainless steel<br>Shock absorber: No |

\*\* Included in delivery contents

#### Note



A list with all available accessories can be found on the Leuze website in the Download tab of the article detailed page.