

## Technical data sheet

### Diffuse sensor with background suppression

Part no.: 50134347

HT15/4



For illustration purposes only

#### Contents

- Technical data
- Dimensioned drawings
- Electrical connection
- Diagrams
- Operation and display
- Part number code
- Notes
- Further information
- Accessories



## Technical data

### Basic data

|                     |  |
|---------------------|--|
| Series              | 15   |
| Operating principle | Diffuse reflection principle with background suppression |

### Optical data

|                            |                                      |
|----------------------------|--------------------------------------|
| Black-white error          | < 15% up to 350 mm                   |
| Operating range            | Guaranteed operating range           |
| Operating range, white 90% | 0.012 ... 1 m                        |
| Operating range, gray 18%  | 0.012 ... 0.7 m                      |
| Operating range, black 6%  | 0.012 ... 0.5 m                      |
| Operating range limit      | Typical operating range              |
| Operating range limit      | 0.012 ... 1 m                        |
| Adjustment range           | 50 ... 1,000 mm                      |
| Light source               | LED, Red                             |
| Wavelength                 | 640 nm                               |
| Transmitted-signal shape   | Pulsed                               |
| LED group                  | Exempt group (in acc. with EN 62471) |

### Electrical data

|                    |   |
|--------------------|---|
| Protective circuit | Polarity reversal protection<br>Short circuit protected |
|--------------------|---|

#### Performance data

|                      |  |
|----------------------|--|
| Supply voltage $U_B$ | 10 ... 30 V, DC, Incl. residual ripple |
| Residual ripple      | 0 ... 15 %, From $U_B$                 |
| Open-circuit current | 0 ... 20 mA                            |

#### Outputs

|                                     |            |
|-------------------------------------|------------|
| Number of digital switching outputs | 1 Piece(s) |
|-------------------------------------|------------|

#### Switching outputs

|                         |   |
|-------------------------|---|
| Voltage type            | DC  |
| Switching current, max. | 100 mA  |
| Switching voltage       | high: $\geq(U_B - 2.5V)$<br>low: $\leq 2.5 V$ |

#### Switching output 1

|                     |                 |
|---------------------|-----------------|
| Switching element   | Transistor, PNP |
| Switching principle | Light switching |

### Time behavior

|                     |        |
|---------------------|--------|
| Switching frequency | 500 Hz |
| Response time       | 1 ms   |
| Readiness delay     | 300 ms |

### Connection

#### Connection 1

|                      |                              |
|----------------------|------------------------------|
| Function             | Signal OUT<br>Voltage supply |
| Type of connection   | Cable                        |
| Cable length         | 2,000 mm                     |
| Sheathing material   | PUR                          |
| Cable color          | Black                        |
| Number of conductors | 3 -wire                      |
| Wire cross section   | 0.14 mm <sup>2</sup>         |

### Mechanical data

|                       |   |
|-----------------------|---|
| Dimension (W x H x L) | 15 mm x 42.7 mm x 30 mm                               |
| Housing material      | Plastic   |
| Plastic housing       | ABS   |
| Lens cover material   | Plastic   |
| Net weight            | 37 g  |
| Housing color         | Black   |
| Type of fastening     | Through-hole mounting<br>Via optional mounting device |

### Operation and display

|                                     |                         |
|-------------------------------------|-------------------------|
| Type of display                     | LED                     |
| Number of LEDs                      | 2 Piece(s)              |
| Operational controls                | Multiturn potentiometer |
| Function of the operational control | Range adjustment        |

### Environmental data

|                                |               |
|--------------------------------|---------------|
| Ambient temperature, operation | -40 ... 60 °C |
| Ambient temperature, storage   | -40 ... 70 °C |

### Certifications

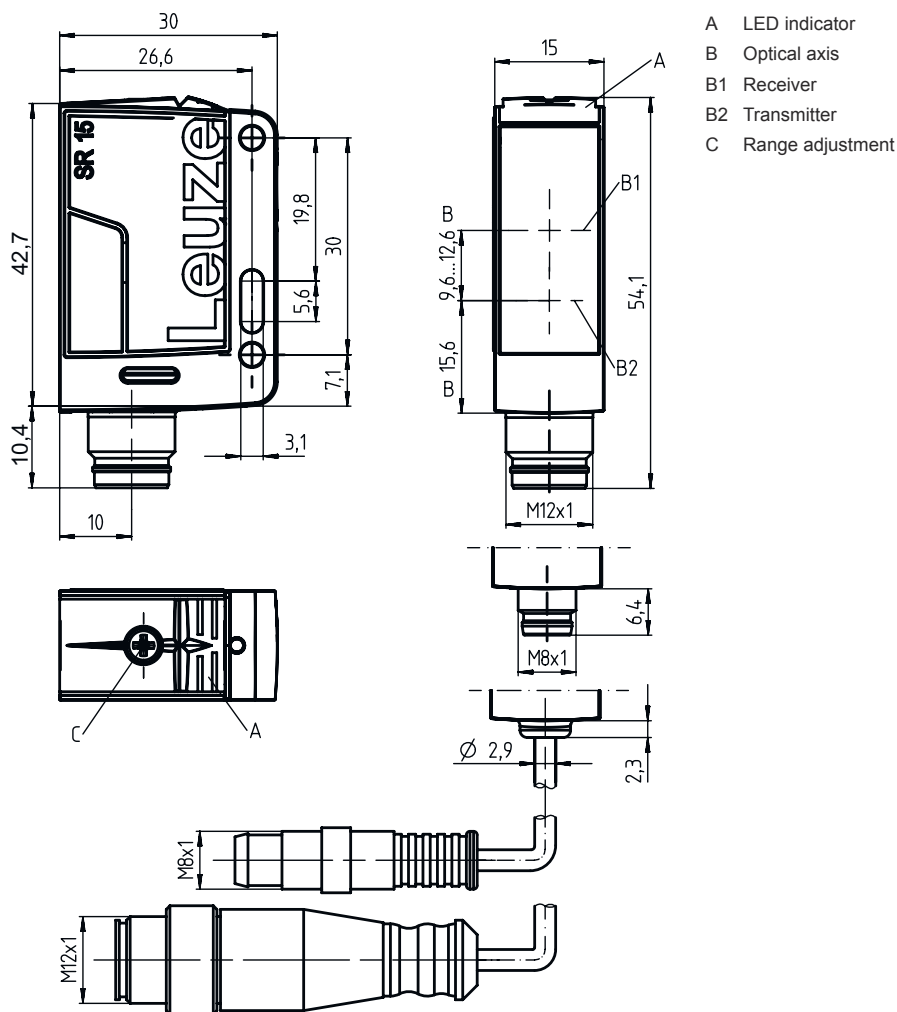
|                      |               |
|----------------------|---------------|
| Degree of protection | IP 67         |
| Protection class     | III           |
| Certifications       | c UL US       |
| Standards applied    | IEC 60947-5-2 |

### Classification

|                       |          |
|-----------------------|----------|
| Customs tariff number | 85365019 |
| ECLASS 5.1.4          | 27270904 |
| ECLASS 8.0            | 27270904 |
| ECLASS 9.0            | 27270904 |
| ECLASS 10.0           | 27270904 |
| ECLASS 11.0           | 27270904 |
| ECLASS 12.0           | 27270903 |
| ECLASS 13.0           | 27270903 |
| ETIM 5.0              | EC002719 |
| ETIM 6.0              | EC002719 |
| ETIM 7.0              | EC002719 |
| ETIM 8.0              | EC002719 |

# Dimensioned drawings

All dimensions in millimeters



- A LED indicator
- B Optical axis
- B1 Receiver
- B2 Transmitter
- C Range adjustment

## Electrical connection

### Connection 1

|                      |                      |
|----------------------|----------------------|
| Function             | Signal OUT           |
|                      | Voltage supply       |
| Type of connection   | Cable                |
| Cable length         | 2,000 mm             |
| Sheathing material   | PUR                  |
| Cable color          | Black                |
| Number of conductors | 3 -wire              |
| Wire cross section   | 0.14 mm <sup>2</sup> |

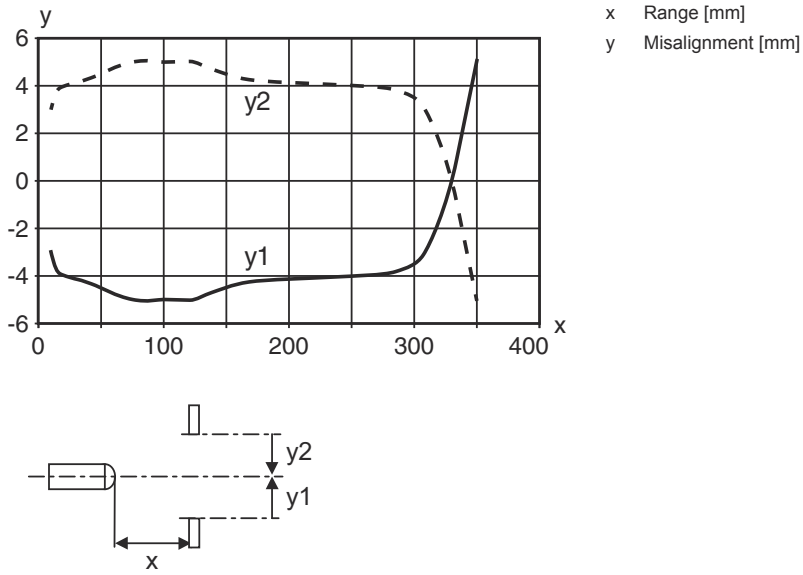
### Conductor color

### Conductor assignment

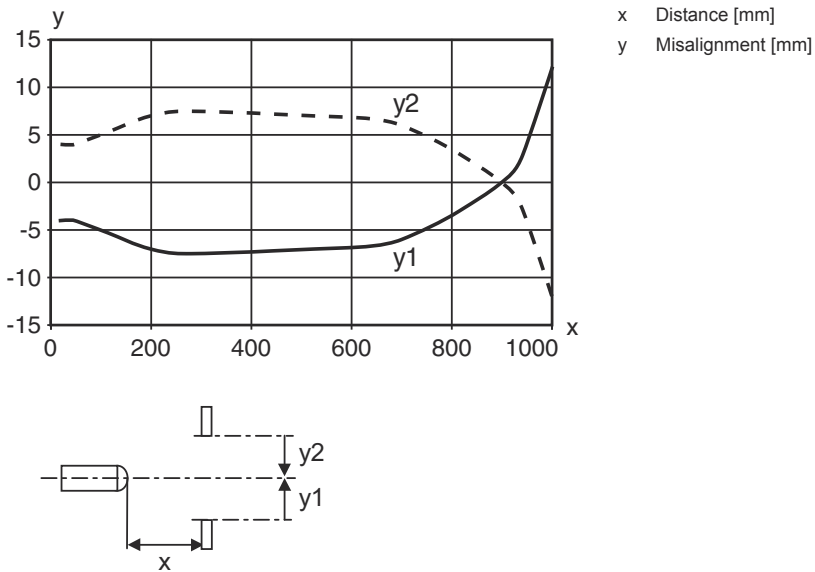
|       |       |
|-------|-------|
| Brown | V+    |
| Blue  | GND   |
| Black | OUT 1 |

# Diagrams

Typ. response behavior (focusing distance 350 mm)

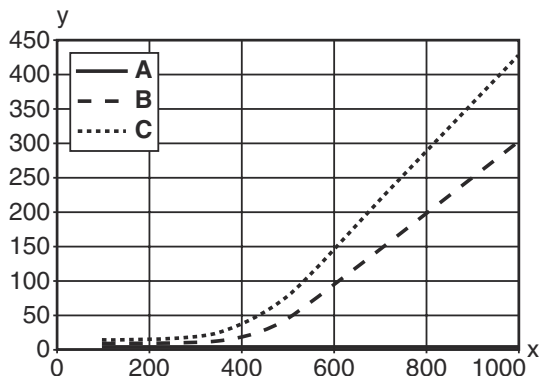


Typ. response behavior (focusing distance 1000 mm)



# Diagrams

## Typ. black/white behavior



x Range [mm]  
 y Reduction of range [mm]  
 A White 90%  
 B Gray 18%  
 C Black 6%



## Operation and display

| LED | Display                  | Meaning               |
|-----|--------------------------|-----------------------|
| 1   | Green, continuous light  | Operational readiness |
| 2   | Yellow, continuous light | Object detected       |

## Part number code

Part designation: **AAA15d.EE/ ff-HH**

|              |  |
|--------------|--|
| <b>AAA15</b> | <b>Operating principle / construction</b><br>HT15: diffuse reflection sensor with background suppression<br>PRK15: retro-reflective photoelectric sensor with polarization filter<br>LS15: throughbeam photoelectric sensor transmitter<br>LE15: throughbeam photoelectric sensor receiver |
| <b>d</b>     | <b>Light type</b><br>n/a: red light<br>l: infrared light   |
| <b>EE</b>    | <b>Equipment</b><br>1: adjustable range<br>D: Detection of stretch-wrapped objects   |
| <b>ff</b>    | <b>Switching output / Function</b><br>2: NPN transistor output, light switching<br>N: NPN transistor output, dark switching<br>4: PNP transistor output, light switching<br>P: PNP transistor output, dark switching<br>X: pin not used  |
| <b>HH</b>    | <b>Electrical connection</b><br>n/a: cable, standard length 2000 mm, 3-wire<br>M8: M8 connector, 4-pin (plug)<br>200-M12: cable, length 200 mm with M12 connector, 4-pin, axial (plug)<br>M12: M12 connector, 4-pin (plug)   |

### Note

|  |  |
|--|--|
|  | A list with all available device types can be found on the Leuze website at <a href="http://www.leuze.com">www.leuze.com</a> . |
|--|--|

## Notes



### Observe intended use!




- ⌘ This product is not a safety sensor and is not intended as personnel protection.
- ⌘ The product may only be put into operation by competent persons.
- ⌘ Only use the product in accordance with its intended use.

## Further information



- Light source: Average life expectancy 100,000 h at an ambient temperature of 25 °C

## Accessories

### Mounting technology - Mounting brackets

|  | Part no. | Designation | Article         | Description  |
|--|----------|-------------|-----------------|--|
|  | 50040269 | BT 25       | Mounting device | Design of mounting device: Angle, L-shape<br>Fastening, at system: Through-hole mounting<br>Mounting bracket, at device: Screw type<br>Type of mounting device: Rigid<br>Material: Metal |

### Mounting technology - Rod mounts

|   | Part no. | Designation  | Article         | Description  |
|---|----------|--------------|-----------------|--|
|  | 50117829 | BTP 200M-D12 | Mounting system | Design of mounting device: Protection hood<br>Fastening, at system: For 12 mm rod<br>Mounting bracket, at device: Screw type<br>Type of mounting device: Clampable, Adjustable, Turning, 360°<br>Material: Metal   |
|  | 50117255 | BTU 200M-D12 | Mounting system | Design of mounting device: Mounting system<br>Fastening, at system: For 12 mm rod, Sheet-metal mounting<br>Mounting bracket, at device: Screw type, Suited for M3 screws<br>Type of mounting device: Clampable, Adjustable, Turning, 360°<br>Material: Metal |

### Note



- ⌘ A list with all available accessories can be found on the Leuze website in the Download tab of the article detailed page.