

PRK18B

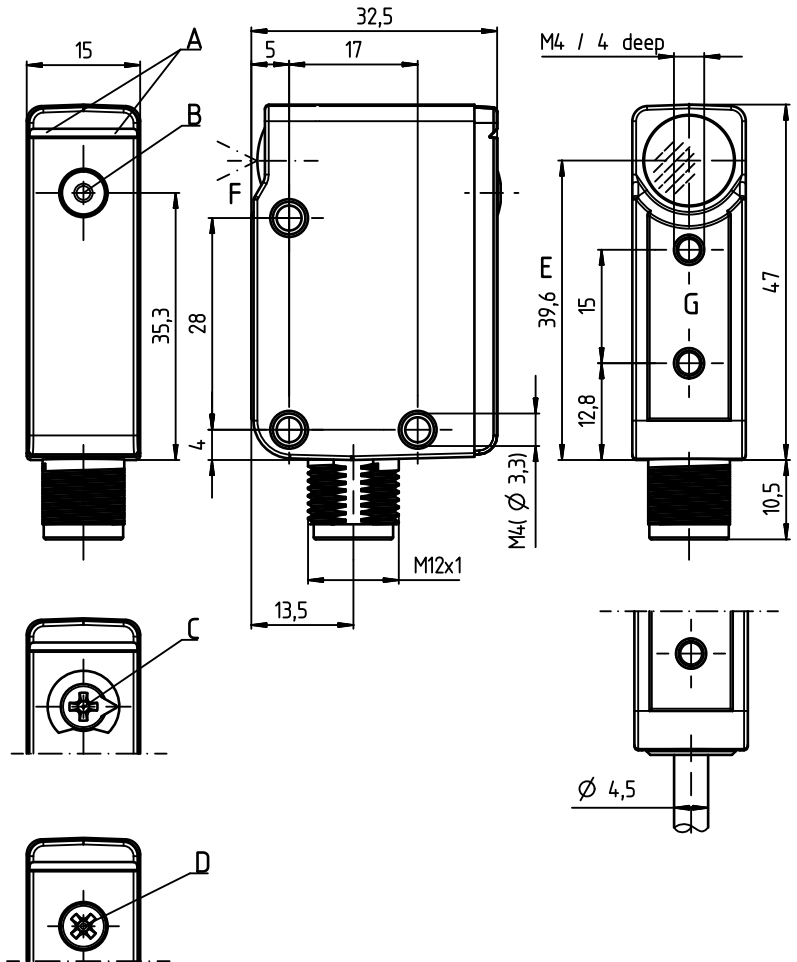
Trigger high-speed, retro-reflective sensors for bottles

en 2020/01/28 50121192-03



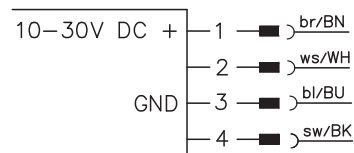
0 ... 3.6m

Dimensioned drawing



- A Display
- B Teach button
- C 270° potentiometer
- D 11-turn potentiometer
- E Optical axis
- F Optical accuracy
- G Reference plane for F

Electrical connection



Accessories:

(available separately)

- Mounting system (BTU 200, BT 95)
- M12 connection technology (K-D M12)
- Reflectors (TK, MTK)
- Reflective tape (REF)
- Deflecting mirror (US18B)

	Pin 1	Pin 2	Pin 3	Pin 4
PRK18B.FXT3/4P-M12	+	PNP dark	GND	PNP light
PRK18B.FXT3/2N-M12	+	NPN dark	GND	NPN light
PRK18B.FXT3/4P-6000	+	PNP dark	GND	PNP light
PRK18B.FXT3/2N-6000	+	NPN dark	GND	NPN light
PRK18B.FXT3/2T-6000	+	Teach/ multifunction	GND	NPN light

We reserve the right to make changes • DS_PRK18BFX_en_50121192_03.fm

Technical data

Optical data

Typ. op. range limit (TK(S) 100x100) ¹⁾	0 ... 3.6m
Operating ranges ²⁾	See tables
Light source ³⁾	LED (modulated light)
Wavelength	620nm (visible red light)
Optical accuracy	Type dependent (see order guide)

Time behavior

Switching frequency	5000 Hz
Response time	100 μs
Jitter time	32 μs
Readiness delay	< 300ms

Electrical data

Operating voltage UB ⁴⁾	10 ... 30VDC (incl. residual ripple)
Residual ripple	≤ 15 % of UB
Open-circuit current	≤ 18mA
Switching outputs/functions	/4P 2 PNP switching outputs, antivalent /4X 1 PNP switching output, light switching /PX 1 PNP switching output, dark switching /2N 2 NPN switching outputs, antivalent /2X 1 NPN switching output, light switching /NX 1 NPN switching output, dark switching /2T 1 NPN switching output, light switching, 1 multifunction input (teach) ≥ (UB-2V) ≤ 2 V
Signal voltage high/low	Max. 100mA
Output current	Adjustment via teach button (see order guide)
Sensitivity	

Indicators

Green LED	Ready
Yellow LED	Light path free
Yellow/green LED, flashing synchronously (9Hz)	Error

Mechanical data

Housing ⁵⁾	Diecast zinc, chemically nickel-plated
Connector	Diecast zinc, chemically nickel-plated
Optics	Glass
Operation	Teach button
Weight	With M12 connector: 60g With 6000mm cable: 240g
Connection type	M 12 connector, 4-pin Cable 6000mm, 4 x 0.20mm ²

Environmental data

Ambient temp. (operation/storage)	-40 °C ... +60 °C / -40 °C ... +70 °C
Protective circuit ⁶⁾	2, 3
VDE protection class ⁷⁾	III
Degree of protection	IP67, IP 69K
Light source	Exempt group (in acc. with EN 62471)
Standards applied	IEC 60947-5-2
Certifications	UL 508, C22.2 No.14-13 ⁴⁾ ⁸⁾
Chemical resistance	Tested in accordance with ECOLAB

Additional functions

Input pin 2

Function	Keyboard lockout / line teach / light/dark switching
Input active/not active	≥ 8 V / ≤ 2 V or not connected

- 1) Typ. operating range limit: max. attainable range without function reserve
- 2) Operating range: recommended range with function reserve
- 3) Average life expectancy 100,000h at an ambient temperature of 25 °C
- 4) For UL applications: use is permitted exclusively in Class 2 circuits according to NEC
- 5) Color changes due to cleaning agents do not adversely affect the coating
- 6) 2=polarity reversal protection, 3=short circuit protection for all transistor outputs
- 7) Rating voltage 50V
- 8) These proximity switches shall be used with UL Listed Cable assemblies rated 30V, 0.24A min, in the field installation, or equivalent (categories: CYJV/CYJV7 or PVVA/PVVA7)

Tables

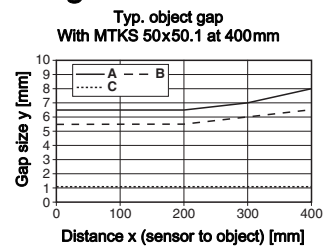
Reflectors			Operating range
1	TK(S)	100x100	0 ... 3.0m
2	MTKS	50x50.1	0 ... 2.8m
3	TK(S)	40x60	0 ... 2.5m
4	TK(S)	30x50	0 ... 1.1m
5	TK(S)	20x40	0 ... 1.1m
6	Film 6	50x50	0 ... 0.8m

1	0		3.0	3.6
2	0		2.8	3.3
3	0	2.5	3.0	
4	0	1.1	1.3	
5	0	1.1	1.3	
6	0	0.8	1.0	

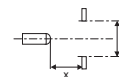
Operating range [m]
 Typ. operating range limit [m]

TK ... = adhesive
 TKS ... = screw type
 Film 6 = adhesive

Diagrams



- A** 11% sensor sensitivity
- B** 18% sensor sensitivity
- C** 100% sensor sensitivity



Notes

Observe intended use!
<ul style="list-style-type: none"> ⚠ This product is not a safety sensor and is not intended as personnel protection. ⚠ The product may only be put into operation by competent persons. ⚠ Only use the product in accordance with its intended use.

- **Reflectors;**
The light spot may not exceed the reflector. Preferably use MTK(S) reflectors or reflective tape 6.

PRK18B
Trigger high-speed, retro-reflective sensors for bottles
Part number code

P	R	K	1	8	B	.	F	X	T	T	3	/	4	P	-	M	1	2
---	---	---	---	---	---	---	---	---	---	---	---	---	---	---	---	---	---	---

Operating principle

PRK Retro-reflective photoelectric sensor for bottles
RK Retro-reflective photoelectric sensor for films
 (Function against any reflective tapes and glass triple reflectors)

Series

18B 18B series

Time behavior

F High Speed
Free Standard

Optical accuracy

X Optical axis aligned, error angle < $\pm 0.25^\circ$
Free Standard

Detection properties

T Setting of 11% is possible
Free Setting of 11% is not possible

Tracking function available

T 1) Tracking function/contamination compensation
Free No tracking function

Setting

1 270° potentiometer
2 11-turn potentiometer
3 Teach button
Free No setting

Pin assignment of connector pin 4 / black cable wire

2 NPN, light switching
N NPN, dark switching
4 PNP, light switching
P PNP, dark switching
L IO-Link

Pin assignment of connector pin 2 / white cable wire

X Not assigned
2 NPN, light switching
N NPN, dark switching
4 PNP, light switching
P PNP, dark switching
T Teach input

Connection technology

M12 M12 connector, 4-pin
6000 Cable, 6m

1) Only possible in conjunction with the detection property "T".

Order guide

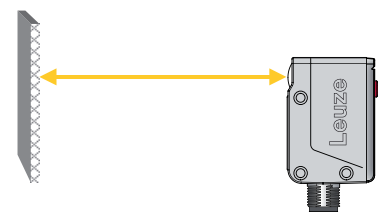
The sensors listed here are preferred types; current information at www.leuze.com.

Selection table		Order code →				
Equipment ↓		PRK18B.FXT3/4P-M12 Part no. 50117371	PRK18B.FXT3/2N-M12 Part no. 50117369	PRK18B.FXT3/4P-6000 Part no. 50121232	PRK18B.FXT3/2N-6000 Part no. 50117368	PRK18B.FXT3/2T-6000 Part no. 50121231
Switching output	1x PNP, light switching					
	1x PNP, dark switching					
	2 x PNP, antivalent	●		●		
	1x NPN, light switching					●
	1x NPN, dark switching					
	2x NPN, antivalent		●		●	
	1 x IO-Link, 1 x PNP, dark switching					
	1 x IO-Link, 1 x NPN, dark switching					
Optical accuracy	Calibrated $\leq \pm 0.25^\circ$	●	●	●	●	●
Switching frequency/response time/jitter	500Hz/1ms/320 μ s					
	1500Hz/333 μ s/110 μ s					
	5000Hz/100 μ s/32 μ s	●	●	●	●	●
Detection properties	Highly transparent bottles and glasses	●	●	●	●	●
	Highly transparent film < 20 μ m thick					
	Transparent containers	●	●	●	●	●
Tracking function	Exists					
Setting	270° potentiometer					
	11-turn potentiometer					
	Teach button	●	●	●	●	●
	Multifunction input (pin 2) for teach-in, keyboard lockout, light/dark switching					●
Connection technology	M12 connector	●	●			
	Cable, 6000mm			●	●	●

Sensor setting via teach button



- **The sensor is factory-adjusted for maximum operating range.**
Recommendation: teach only if the desired objects are not reliably detected.
- **Prior to teaching:**
Clear the light path to the reflector!
The device setting is stored in a fail-safe way. A reconfiguration following power failure or switch-off is thus not required.




Teach for 11% sensor sensitivity (full single bottles or tape with thickness > 20 μ m)

- Press teach button until both LEDs flash simultaneously.
- Release teach button.
- Ready.



After the teaching, the sensor switches when about 11% of the light beam are covered by the object.



PRK18B

Trigger high-speed, retro-reflective sensors for bottles

Teaching for 18% sensor sensitivity
(empty single bottles and other partially transparent objects)

- Press teach button until both LEDs flash alternately.
- Release teach button.
- Ready.

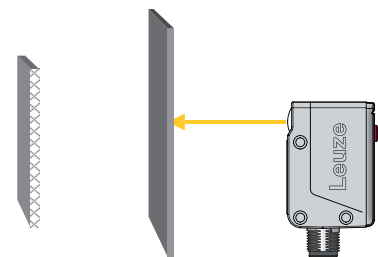


After the teaching, the sensor switches when about 18% of the light beam are covered by the object.



Teaching for maximum operating range (factory setting at delivery)

- Prior to teaching:
Interrupt the light path to the reflector!

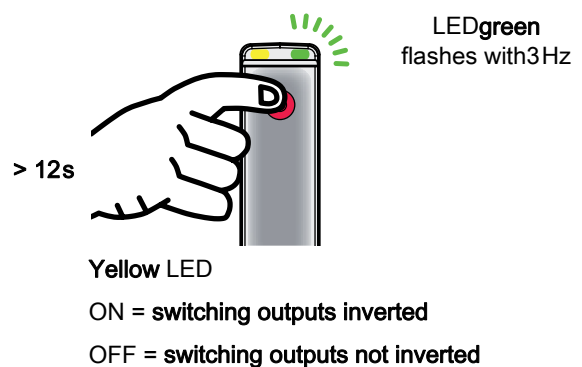


- Press teach button until both LEDs flash simultaneously.
- Release teach button.
- Ready.



Adjusting the switching behavior of the switching output – light/dark switching

- Press teach button until only the green LED flashes
- Release teach button. The yellow LED displays the light/dark switching status for 2s:
 - Yellow LED ON = switching outputs inverted
 - Yellow LED OFF = switching outputs not inverted (factory settings)
- After 2s: ready



Sensor adjustments via the multifunction input (pin 2)



Prior to teaching: Clear the light path to the reflector!

The device setting is stored in a fail-safe way. A reconfiguration following power failure or switch-off is thus not required.

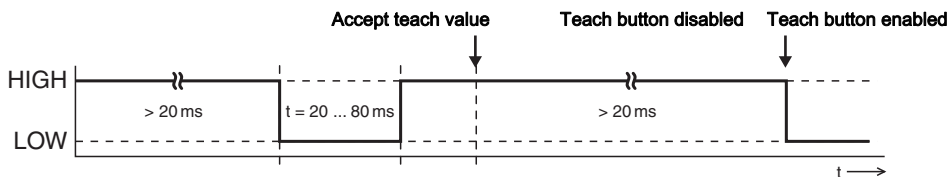
The following description applies to PNP switching logic!

Signal level LOW \leq 2V

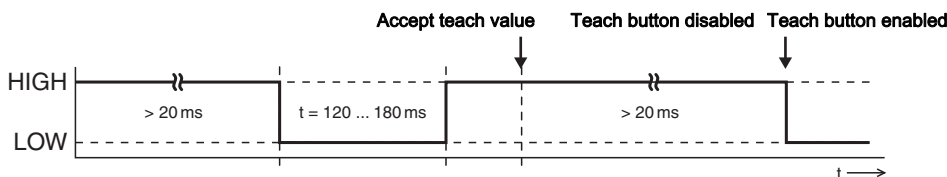
Signal level HIGH \geq (UB-2V)

With the NPN models, the signal levels are inverted!

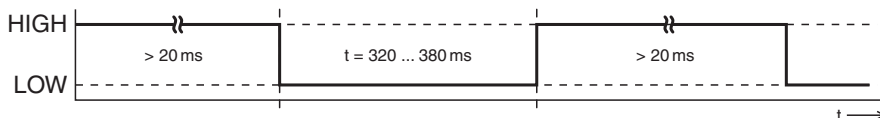
Teach for 11% sensor sensitivity (full single bottles or tape with thickness $> 20 \mu\text{m}$)



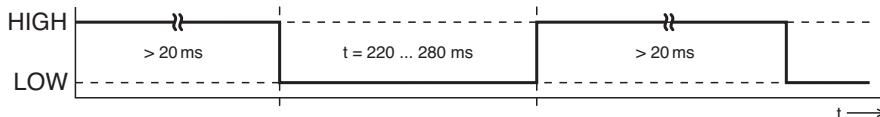
Teaching for 18% sensor sensitivity (empty single bottles and other partially transparent objects)



Switching behavior: light switching



Switching behavior: dark switching



Locking the teach button via multifunction input (pin 2)



A **static high signal** ($\geq 20 \text{ ms}$) at the teach input locks the teach button on the sensor if required, such that no manual operation is possible (e.g., protection from erroneous operation or manipulation).

If the teach input is not connected or if there is a static low signal, the button is unlocked and can be operated freely.

