

## Technical data sheet

### Polarized retro-reflective photoelectric sensor

Part no.: 50127030

PRK46C.D/4W-M12



Figure can vary

#### Contents

- Technical data
- Dimensioned drawings
- Electrical connection
- Diagrams
- Operation and display
- Reflectors & reflective tapes
- Part number code
- Notes
- Further information
- Accessories



## Technical data

### Basic data

|                     |                                      |
|---------------------|--------------------------------------|
| Series              | 46C                                  |
| Operating principle | Reflection principle                 |
| Application         | Detection of stretch-wrapped objects |

### Special version

|                 |                |
|-----------------|----------------|
| Special version | Warning output |
|-----------------|----------------|

### Optical data

|                          |   |
|--------------------------|---|
| Operating range          | Guaranteed operating range                    |
| Operating range          | 0.1 ... 16 m, With reflector TK(S)<br>100x100 |
| Operating range limit    | Typical operating range                       |
| Operating range limit    | 0.1 ... 20 m, With reflector TK(S)<br>100x100 |
| Light source             | LED, Red                                      |
| Wavelength               | 630 nm  |
| Transmitted-signal shape | Pulsed  |
| LED group                | Exempt group (in acc. with EN 62471)          |

### Electrical data

|                    |                              |
|--------------------|------------------------------|
| Protective circuit | Polarity reversal protection |
|                    | Short circuit protected      |
|                    | Transient protection         |

### Performance data

|                      |  |
|----------------------|--|
| Supply voltage $U_B$ | 10 ... 30 V, DC, Incl. residual ripple |
| Residual ripple      | 0 ... 15 %, From $U_B$                 |
| Open-circuit current | 0 ... 20 mA                            |

### Outputs

|                                     |            |
|-------------------------------------|------------|
| Number of digital switching outputs | 2 Piece(s) |
|-------------------------------------|------------|

### Switching outputs

|                         |   |
|-------------------------|---|
| Voltage type            | DC  |
| Switching current, max. | 100 mA                                    |
| Switching voltage       | high: $\geq(U_B - 2V)$<br>low: $\leq 2 V$ |

### Switching output 1

|                     |                     |
|---------------------|---------------------|
| Assignment          | Connection 1, pin 4 |
| Switching element   | Transistor, PNP     |
| Switching principle | Light switching     |

### Switching output 2

|                     |                     |
|---------------------|---------------------|
| Assignment          | Connection 1, pin 2 |
| Switching element   | Transistor, PNP     |
| Switching principle | $U_B$ switching     |
| Function            | Warning output      |

### Time behavior

|                     |        |
|---------------------|--------|
| Switching frequency | 500 Hz |
| Response time       | 1 ms   |
| Readiness delay     | 300 ms |

### Connection 1

|                    |                |
|--------------------|----------------|
| Function           | Signal OUT     |
|                    | Voltage supply |
| Type of connection | Connector      |
| Thread size        | M12            |
| Type               | Male           |
| Material           | Plastic        |
| No. of pins        | 4 -pin         |
| Encoding           | A-coded        |

### Mechanical data

|                            |   |
|----------------------------|---|
| Dimension (W x H x L)      | 20.5 mm x 76.3 mm x 44 mm                             |
| Housing material           | Plastic   |
| Plastic housing            | PC-PBT  |
| Lens cover material        | Plastic / PMMA  |
| Net weight                 | 60 g  |
| Housing color              | Red   |
| Type of fastening          | Through-hole mounting<br>Via optional mounting device |
| Compatibility of materials | ECOLAB  |

### Operation and display

|                 |            |
|-----------------|------------|
| Type of display | LED        |
| Number of LEDs  | 2 Piece(s) |

### Environmental data

|                                |               |
|--------------------------------|---------------|
| Ambient temperature, operation | -40 ... 60 °C |
| Ambient temperature, storage   | -40 ... 70 °C |

### Certifications

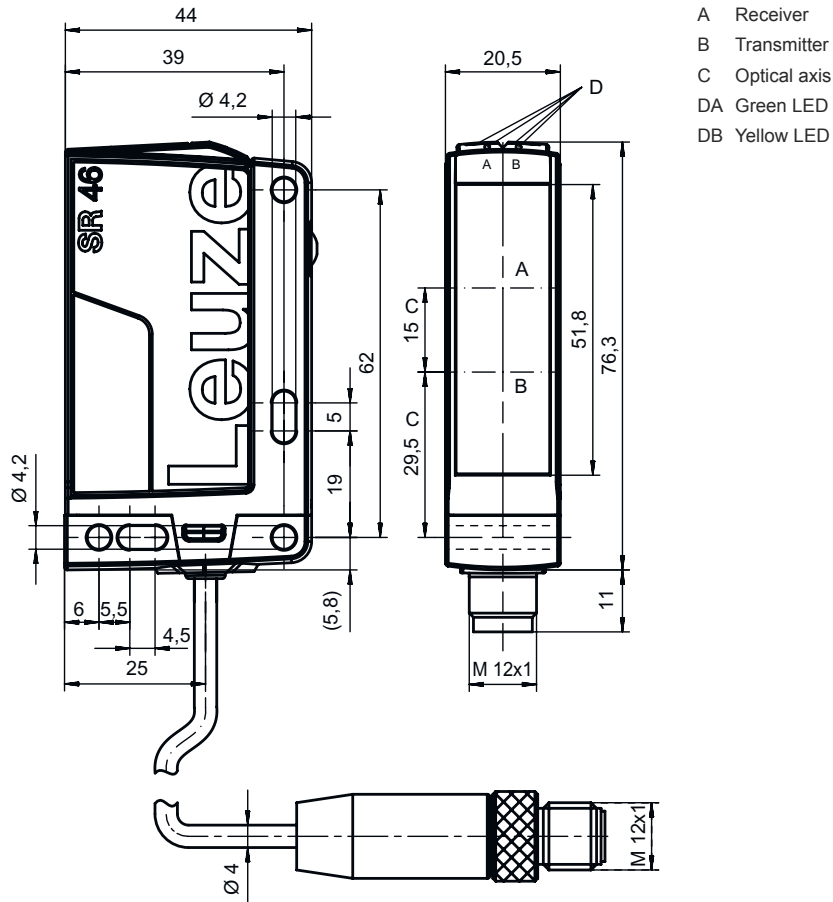
|                      |               |
|----------------------|---------------|
| Degree of protection | IP 67         |
|                      | IP 69K        |
| Protection class     | III           |
| Certifications       | c UL US       |
| Standards applied    | IEC 60947-5-2 |

### Classification

|                       |          |
|-----------------------|----------|
| Customs tariff number | 85365019 |
| ECLASS 5.1.4          | 27270902 |
| ECLASS 8.0            | 27270902 |
| ECLASS 9.0            | 27270902 |
| ECLASS 10.0           | 27270902 |
| ECLASS 11.0           | 27270902 |
| ECLASS 12.0           | 27270902 |
| ECLASS 13.0           | 27270902 |
| ETIM 5.0              | EC002717 |
| ETIM 6.0              | EC002717 |
| ETIM 7.0              | EC002717 |
| ETIM 8.0              | EC002717 |

## Dimensioned drawings

All dimensions in millimeters



- A Receiver
- B Transmitter
- C Optical axis
- DA Green LED
- DB Yellow LED

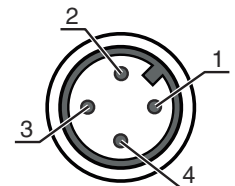
## Electrical connection

### Connection 1

|                    |                |
|--------------------|----------------|
| Function           | Signal OUT     |
|                    | Voltage supply |
| Type of connection | Connector      |
| Thread size        | M12            |
| Type               | Male           |
| Material           | Plastic        |
| No. of pins        | 4 -pin         |
| Encoding           | A-coded        |

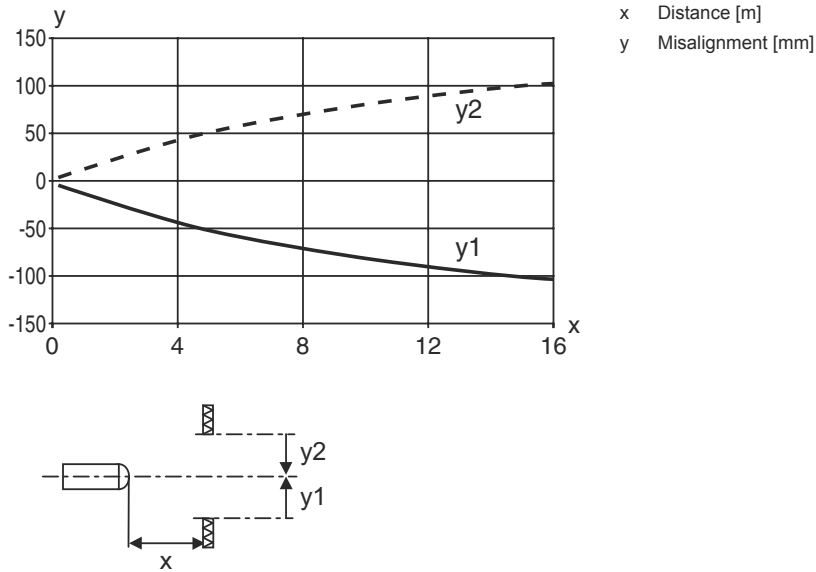
### Pin Pin assignment

|   |          |
|---|----------|
| 1 | V+       |
| 2 | OUT WARN |
| 3 | GND      |
| 4 | OUT 1    |

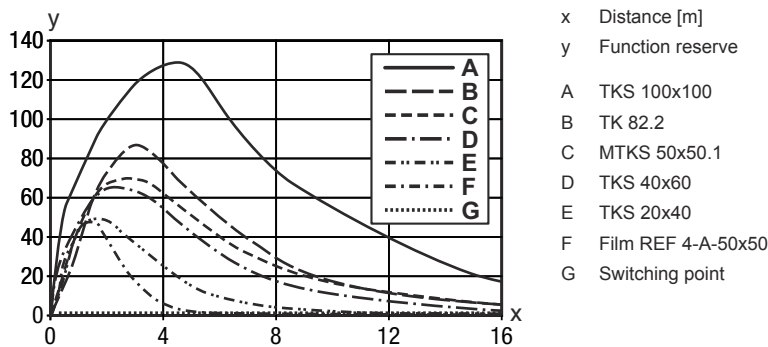


## Diagrams

### Typ. response behavior (TKS100x100)



### Typ. function reserve



## Operation and display

| LED | Display                  | Meaning                              |
|-----|--------------------------|--------------------------------------|
| 1   | Green, continuous light  | Operational readiness                |
| 2   | Yellow, continuous light | Light path free                      |
|     | Yellow, flashing         | Light path free, no function reserve |

## Reflectors & reflective tapes

|  | Part no. | Designation  | Operating range<br>Operating range<br>limit | Description  |
|--|----------|--------------|---|--|
|  | 50117583 | MTKS 50x50.1 | 0.1 ... 10 m<br>0.1 ... 12 m                | Design: Rectangular<br>Triple reflector size: 1.2 mm<br>Reflective surface: 50 mm x 50 mm<br>Material: Plastic<br>Base material: Plastic<br>Chemical designation of the material: PMMA8N<br>Fastening: Through-hole mounting, Adhesive |

## Reflectors & reflective tapes

|   | Part no. | Designation   | Operating range<br>Operating range<br>limit | Description   |
|---|----------|---------------|---|---|
|    | 50108300 | REF 4-A-50x50 | 0.3 ... 2 m<br>0.3 ... 3 m                  | Design: Rectangular<br>Reflective surface: 50 mm x 50 mm<br>Material: Plastic<br>Chemical designation of the material: PMMA<br>Fastening: Self-adhesive   |
|    | 50003192 | TK 100x100    | 0.1 ... 16 m<br>0.1 ... 20 m                | Design: Rectangular<br>Triple reflector size: 4 mm<br>Reflective surface: 96 mm x 96 mm<br>Material: Plastic<br>Base material: Plastic<br>Chemical designation of the material: PMMA8N<br>Fastening: Rear side can be glued                   |
|    | 50024127 | TK 82.2       | 0.4 ... 10 m<br>0.4 ... 12 m                | Design: Round<br>Triple reflector size: 4 mm<br>Reflection surface diameter: 79 mm<br>Material: Plastic<br>Base material: Plastic<br>Chemical designation of the material: PMMA8N<br>Fastening: Through-hole mounting, Rear side can be glued |
|   | 50022816 | TKS 100X100   | 0.1 ... 16 m<br>0.1 ... 20 m                | Design: Rectangular<br>Triple reflector size: 4 mm<br>Reflective surface: 96 mm x 96 mm<br>Material: Plastic<br>Base material: Plastic<br>Chemical designation of the material: PMMA8N<br>Fastening: Through-hole mounting, Adhesive          |
|  | 50081283 | TKS 20X40     | 0.1 ... 4 m<br>0.1 ... 5 m                  | Design: Rectangular<br>Triple reflector size: 2.3 mm<br>Reflective surface: 16 mm x 38 mm<br>Material: Plastic<br>Base material: Plastic<br>Chemical designation of the material: PMMA8N<br>Fastening: Through-hole mounting, Adhesive        |
|  | 50040820 | TKS 40X60     | 0.1 ... 8 m<br>0.1 ... 10 m                 | Design: Rectangular<br>Triple reflector size: 4 mm<br>Reflective surface: 37 mm x 56 mm<br>Material: Plastic<br>Base material: Plastic<br>Chemical designation of the material: PMMA8N<br>Fastening: Through-hole mounting, Adhesive          |

## Part number code

Part designation: AAA46C d EE-f.GG H/i J-K

|               |  |
|---------------|--|
| <b>AAA46C</b> | <b>Operating principle / construction</b><br>HT46C: Diffuse reflection sensor with background suppression<br>LS46C: Throughbeam photoelectric sensor transmitter<br>LE46C: Throughbeam photoelectric sensor receiver<br>PRK46C: Retro-reflective photoelectric sensor with polarization filter<br>RK46C: Retro-reflective photoelectric sensor |
| <b>d</b>      | <b>Light type</b><br>n/a: red light<br>l: infrared light   |
| <b>EE</b>     | <b>Light source</b><br>n/a: LED<br>L1: laser class 1<br>L2: laser class 2  |

## Part number code

|           |   |
|-----------|---|
| <b>f</b>  | <b>Preset range (optional)</b><br>n/a: operating range acc. to data sheet<br>xxxF: Preset range [mm]  |
| <b>GG</b> | <b>Equipment</b><br>n/a: standard<br>1: 270° potentiometer<br>8: activation input (activation with high signal)<br>01: diffuse reflection sensor with background suppression (HT): HG tape (HighGain tape) is not detected from a distance of 900 mm with a set operating range of ≤ 450 mm (diffuse reflection: 6%, black)<br>D: Depolarizing media<br>E: Diffuse reflection sensor with background suppression (HT): optimized for dusty environments<br>SL: Diffuse reflection sensor with background suppression (HT): slit diaphragm 25 mm x 3 mm<br>P: throughbeam photoelectric sensor receiver (LE): edge filter for parallel operation<br>L: Light-band<br>XL: Extra long light spot |
| <b>H</b>  | <b>Operating range adjustment &amp; version</b><br>n/a with diffuse reflection sensor with background suppression (HT): range adjustment via mechanical adjusting spindle<br>n/a with retro-reflective photoelectric sensors (PRK): operating range not adjustable<br>1: retro-reflective photoelectric sensors (PRK/RK): sensitivity adjustment via potentiometer<br>3: teach-in via button<br>P2: resolution 2 mm   |
| <b>i</b>  | <b>Switching output/function OUT 1/IN: Pin 4 or black conductor</b><br>2: NPN transistor output, light switching<br>N: NPN transistor output, dark switching<br>4: PNP transistor output, light switching<br>P: PNP transistor output, dark switching<br>L: IO-Link   |
| <b>J</b>  | <b>Switching output / function OUT 2/IN: pin 2 or white conductor</b><br>2: NPN transistor output, light switching<br>N: NPN transistor output, dark switching<br>4: PNP transistor output, light switching<br>P: PNP transistor output, dark switching<br>8: activation input (activation with high signal)<br>9: deactivation input (deactivation with high signal)<br>W: warning output<br>X: pin not used   |
| <b>K</b>  | <b>Electrical connection</b><br>n/a: cable, standard length 2000 mm, 4-wire<br>200-M12: cable, length 200 mm with M12 connector, 4-pin, axial (plug)<br>M12: M12 connector, 4-pin (plug)<br>500-M12: cable, length 500 mm with M12 connector, 4-pin, axial (plug)<br>1000-M12: cable, length 1000 mm with M12 connector, 4-pin, axial (plug)  |

### Note



A list with all available device types can be found on the Leuze website at [www.leuze.com](http://www.leuze.com).

## Notes



### Observe intended use!



- ☞ This product is not a safety sensor and is not intended as personnel protection.
- ☞ The product may only be put into operation by competent persons.
- ☞ Only use the product in accordance with its intended use.

## Notes

### For UL applications:



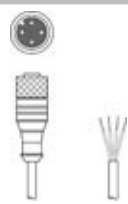

- For UL applications, use is only permitted in Class 2 circuits in accordance with the NEC (National Electric Code).
- These proximity switches shall be used with UL Listed Cable assemblies rated 30V, 0.5A min, in the field installation, or equivalent (categories: CYJV/ CYJV7 or PVVA/PVVA7)

## Further information


- Light source: Average life expectancy 100,000 h at an ambient temperature of 25 °C
- Response time: For short decay times, an ohmic load of approx. 5kOhm is recommended
- Use in safety-relevant applications in accordance with EN ISO 13849-1:2015, e.g. muting, protective field switchover of safety laser scanners

## Accessories

### Connection technology - Connection cables


|  | Part no. | Designation        | Article          | Description  |
|--|----------|--------------------|------------------|--|
|   | 50130652 | KD U-M12-4A-V1-050 | Connection cable | Connection 1: Connector, M12, Axial, Female, A-coded, 4 -pin<br>Connector, LED: No<br>Connection 2: Open end<br>Shielded: No<br>Cable length: 5.000 mm<br>Sheathing material: PVC  |
|  | 50130690 | KD U-M12-4W-V1-050 | Connection cable | Connection 1: Connector, M12, Angled, Female, A-coded, 4 -pin<br>Connector, LED: No<br>Connection 2: Open end<br>Shielded: No<br>Cable length: 5.000 mm<br>Sheathing material: PVC |

### Mounting technology - Mounting brackets



|   | Part no. | Designation | Article         | Description  |
|---|----------|-------------|-----------------|--|
|  | 50105315 | BT 46       | Mounting device | Design of mounting device: Angle, L-shape<br>Fastening, at system: Through-hole mounting<br>Mounting bracket, at device: Screw type<br>Type of mounting device: Rigid<br>Material: Metal |

## Accessories


### Mounting technology - Rod mounts

|   | Part no. | Designation  | Article         | Description  |
|---|----------|--------------|-----------------|--|
|  | 50117252 | BTU 300M-D12 | Mounting system | Design of mounting device: Mounting system<br>Fastening, at system: For 12 mm rod, Sheet-metal mounting<br>Mounting bracket, at device: Screw type, Suited for M4 screws<br>Type of mounting device: Clampable, Adjustable, Turning, 360°<br>Material: Metal |

### Standard reflectors

|  | Part no. | Designation | Article   | Description  |
|--|----------|-------------|-----------|--|
|   | 50081283 | TKS 20X40   | Reflector | Design: Rectangular<br>Triple reflector size: 2.3 mm<br>Reflective surface: 16 mm x 38 mm<br>Material: Plastic<br>Base material: Plastic<br>Chemical designation of the material: PMMA8N<br>Fastening: Through-hole mounting, Adhesive |
|  | 50040820 | TKS 40X60   | Reflector | Design: Rectangular<br>Triple reflector size: 4 mm<br>Reflective surface: 37 mm x 56 mm<br>Material: Plastic<br>Base material: Plastic<br>Chemical designation of the material: PMMA8N<br>Fastening: Through-hole mounting, Adhesive   |

### Reflective tapes for standard applications

|   | Part no. | Designation   | Article         | Description   |
|---|----------|---------------|-----------------|---|
|  | 50108300 | REF 4-A-50x50 | Reflective tape | Design: Rectangular<br>Reflective surface: 50 mm x 50 mm<br>Material: Plastic<br>Chemical designation of the material: PMMA<br>Fastening: Self-adhesive |

#### Note



A list with all available accessories can be found on the Leuze website in the Download tab of the article detailed page.