

# OCR Reader

## B50R100


Part Number

weQubeOCR



- MultiCore technology
- OCR reading

The OCR reader is based on the wenglor MultiCore technology and reads up to 100 characters simultaneously. The functions autofocus, region of interest and tracking are available for improved plain text reading. Reliable reading, comparing and good/bad-evaluation of various characters and symbols are easily possible.



### Technical Data

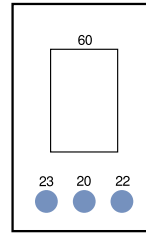
Optical Data	
Working Range	≥ 20 mm
Resolution	736 × 480 Pixel
Resolution	0,35 MP
Focal distance	6,4 mm
Image Chip	monochrome
Image chip size	1/3"
Pixel Size	6 × 6 μm
Light Source	White Light
Optics	Auto-focus
Service Life (T = +25 °C)	100000 h
Visual Field	see Table 1
Frame Rate	25 fps
Electrical Data	
Supply Voltage	18...30 V DC
Current Consumption (U <sub>b</sub> = 24 V)	< 200 mA
Response Time	40 ms
Temperature Range	-25...55 °C*
Inputs/Outputs	6
Switching Output Voltage Drop	< 2,5 V
Switching Output/Switching Current	100 mA
Short Circuit Protection	yes
Reverse Polarity Protection	yes
Interface	RS-232/Ethernet
Protection Class	III
Mechanical Data	
Setting Method	Ethernet
Housing Material	Aluminum
Degree of Protection	IP67
Connection	M12 × 1; 12-pin
Type of Connection Ethernet	M12 × 1; 8-pin, X-cod.
Optic Cover	Plastic, PMMA, ABS
Safety-relevant Data	
MTTFd (EN ISO 13849-1)	227,7 a
Function	
OCR	yes
Tracking	yes
Web server	yes
License package	weQubeOCR
PNP NO	●
Illumination Output	●
RS-232 Interface	●
Ethernet	●
PROFINET I/O, CC-A	●
EtherNet/IP™	●
Suitable Connection Equipment No.	50   87
Suitable Mounting Technology No.	560
Display brightness may decrease with age. This does not result in any impairment of the sensor function.	
* -25 °C: Ambient conditions should not result in condensation; avoid the formation of ice on the front panel!	
25 °C: Continuous illumination at max. 18% or flash mode at 100% brightness with an exposure time of ≤ 5 ms, may affect the service life of the product.	
Complementary Products	
Connection cables	
Disk with Polarization Filter ZNNG004	
Fieldbus Gateway ZAGxxxN01, EPGG001	
Illumination Technology	
License Upgrade, weQube Pattern Matching DNNL006	
Protective Housing ZNNS001, ZNNS002	
Software	
weQubeDecode License Upgrade DNNL002	
weQubeVision License Upgrade DNNL001	



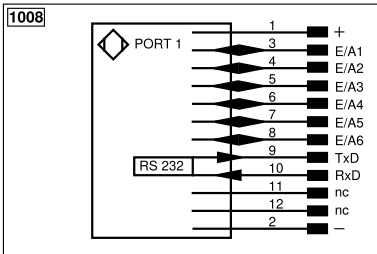
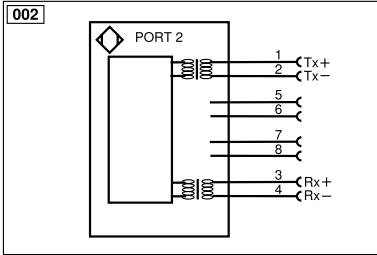
All dimensions in mm (1 mm = 0.03937 Inch)

### Ctrl. Panel

X2



20 = Enter key  
 22 = Up key  
 23 = Down key  
 60 = display



Legend			
+	Supply Voltage +	nc	Not connected
-	Supply Voltage 0 V	U	Test Input
~	Supply Voltage (AC Voltage)	Ü	Test Input inverted
A	Switching Output (NO)	W	Trigger Input
Ā	Switching Output (NC)	W-	Ground for the Trigger Input
V	Contamination/Error Output (NO)	O	Analog Output
ȳ	Contamination/Error Output (NC)	O-	Ground for the Analog Output
E	Input (analog or digital)	BZ	Block Discharge
T	Teach Input	Amv	Valve Output
Z	Time Delay (activation)	a	Valve Control Output +
S	Shielding	b	Valve Control Output 0 V
RxD	Interface Receive Path	SY	Synchronization
TxD	Interface Send Path	SY-	Ground for the Synchronization
RDY	Ready	E+	Receiver-Line
GND	Ground	S+	Emitter-Line
CL	Clock	±	Grounding
E/A	Output/Input programmable	SnR	Switching Distance Reduction
IO-Link		Rx+/-	Ethernet Receive Path
PoE	Power over Ethernet	Tx+/-	Ethernet Send Path
IN	Safety Input	Bus	Interfaces-Bus A(+)/B(-)
OSSD	Safety Output	La	Emitted Light disengageable
Signal	Signal Output	Mag	Magnet activation
BI_D+/-	Ethernet Gigabit bidirect. data line (A-D)	RES	Input confirmation
ENo RS422	Encoder 0-pulse 0/0 (TTL)	EDM	Contactor Monitoring
PT	Platinum measuring resistor	ENARs422	Encoder A/Ā (TTL)
			Wire Colors according to DIN IEC 60757
			BK Black
			BN Brown
			RD Red
			OG Orange
			YE Yellow
			GN Green
			BU Blue
			VT Violet
			GY Grey
			WH White
			PK Pink
			GNYE Green/Yellow

Table 1

Working Distance	20 mm	100 mm	200 mm
Visual Field	9 × 6 mm	65 × 42 mm	134 × 87 mm

