

Safety Light Curtain Set

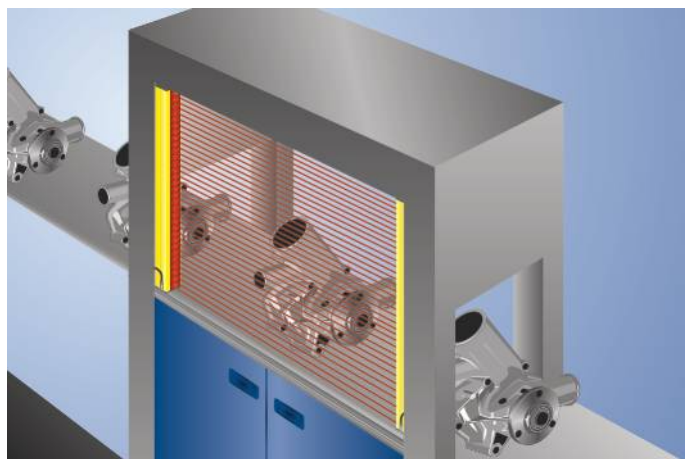
Finger Protection

SEMG476



- Easy configuration via wiring
- Protection field over the entire length of the housing for an installation without protrusion
- Quick alignment through visible red light
- Slim design for easy integration

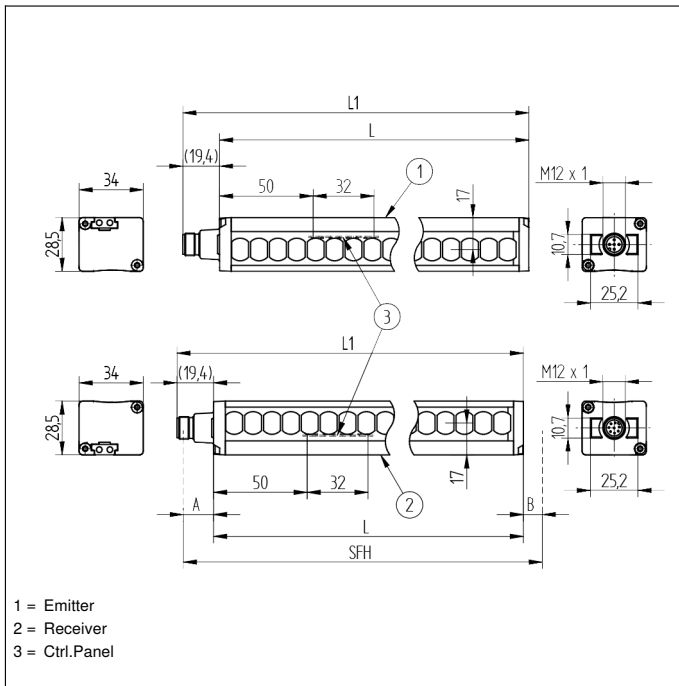
These safety light curtains confidently solve all basic tasks. The basic function protection mode, restart inhibit and protection monitoring are standard and can be easily configured. The protective field always extends up to the end of the housing without protrusion. As a result, protection is easily provided even in confined installation conditions. The adequate mounting angle ZEMX001 is included in the delivery.



| Optical Data | |
|---------------------------------------|-----------------------|
| Range | 0,25...6 m |
| Housing Length (L) | 911 mm |
| Safety Field Height (SFH) | 911 mm |
| Resolution | 14 mm |
| Light Source | Red Light |
| Wavelength | 630 nm |
| Max. Ambient Light | 10000 Lux |
| Opening Angle | ± 2,5 ° |
| Electrical Data | |
| Sensor Type | Set |
| Supply Voltage | 19,2...28,8 V DC |
| Response Time | 14,9 ms |
| Temperature Range | -25...55 °C |
| Storage temperature | -25...60 °C |
| Number of safety outputs (OSSDs) | 2 |
| Safety Output Voltage Drop | < 2,3 V |
| PNP Safety Output/Switching Current | 300 mA |
| Number of Signal Outputs | 1 |
| Signal Output Voltage Drop | < 2,5 V |
| Signal Output/Switching Current | 100 mA |
| Short Circuit and Overload Protection | yes |
| Reverse Polarity Protection | yes |
| Protection Class | III |
| Mechanical Data | |
| Housing Material | Aluminum |
| Disc Material | Polycarbonate |
| Degree of Protection | IP65/IP67 |
| Connection | M12 × 1 |
| Safety-relevant Data | |
| ESPE Type (EN 61496) | 4 |
| Safety Category (EN ISO 13849-1) | 4 |
| Performance Level (EN ISO 13849-1) | PL e |
| PFHD | 1,60 × E-8 1/h |
| Mission Time TM (EN ISO 13849-1) | 20 a |
| Safety Integrity Level (EN 61508) | SIL3 |
| Safety Integrity Level (EN 62061) | SILCL3 |
| Function | |
| Finger Protection | yes |
| Scope of functions | Basic function |
| Scope of delivery | Mounting ZEMX001 |
| Scope of delivery (Emitter; Receiver) | SEMG576; SEMG676 |
| Connection Diagram No. | 361 362 |
| Control Panel No. | SR4 SR5 |
| Suitable Connection Equipment No. | 35 89 |
| Suitable Mounting Technology No. | 701 790 810 820 |


Complementary Products

| |
|---|
| Path-Folding Mirror Z2UG003 |
| Protection Column with Path-Folding Mirror SZ000EU125NN01 |
| Protection Column with Protective Screen SZ000EG125NN01 |
| Protection column with protective screen Z2SS001 |
| Protection column with Z2SU001 deflection mirror |
| Safety Relay SG4-00VA000R2, SR4B3B01S, SR4D3B01S |
| Software |

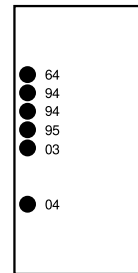


Ctrl. Panel

SR5



SR4



- 03 = Error Indicator
- 04 = Function Indicator
- 52 = OSSD ON
- 53 = OSSD OFF
- 64 = Diagnosis/Test
- 82 = Acknowledgement Request
- 94 = Diagnosis
- 95 = Diagnosis/Large Detection Range
- 96 = Diagnosis/Signal weak
- 97 = Diagnosis/Contactor Monitoring
- 98 = Diagnosis/Synchronization

