

# Safety Light Curtain Set

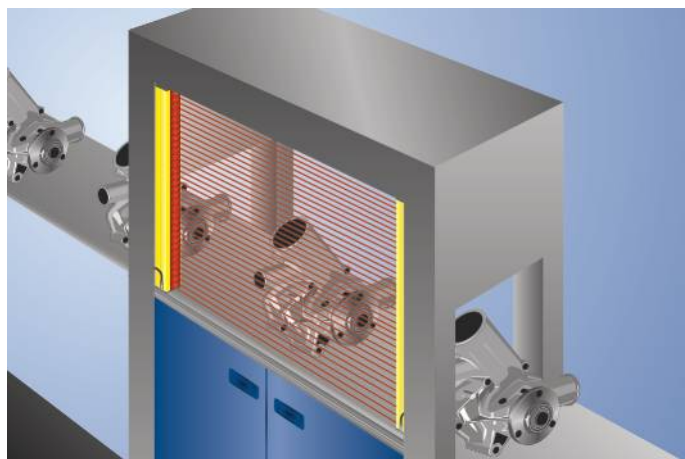
## Finger Protection

# SEMG480



- Easy configuration via wiring
- Protection field over the entire length of the housing for an installation without protrusion
- Quick alignment through visible red light
- Slim design for easy integration

These safety light curtains confidently solve all basic tasks. The basic function protection mode, restart inhibit and protection monitoring are standard and can be easily configured. The protective field always extends up to the end of the housing without protrusion. As a result, protection is easily provided even in confined installation conditions. The adequate mounting angle ZEMX001 is included in the delivery.



### Optical Data

Range	0,25...6 m
Housing Length (L)	1511 mm
Safety Field Height (SFH)	1511 mm
Resolution	14 mm
Light Source	Red Light
Wavelength	630 nm
Max. Ambient Light	10000 Lux
Opening Angle	± 2,5 °

### Electrical Data

Sensor Type	Set
Supply Voltage	19,2...28,8 V DC
Response Time	21,5 ms
Temperature Range	-5...55 °C
Storage temperature	-25...60 °C
Number of safety outputs (OSSDs)	2
Safety Output Voltage Drop	< 2,3 V
PNP Safety Output/Switching Current	300 mA
Number of Signal Outputs	1
Signal Output Voltage Drop	< 2,5 V
Signal Output/Switching Current	100 mA
Short Circuit and Overload Protection	yes
Reverse Polarity Protection	yes
Protection Class	III

### Mechanical Data

Housing Material	Aluminum
Disc Material	Polycarbonate
Degree of Protection	IP65/IP67
Connection	M12 × 1

### Safety-relevant Data

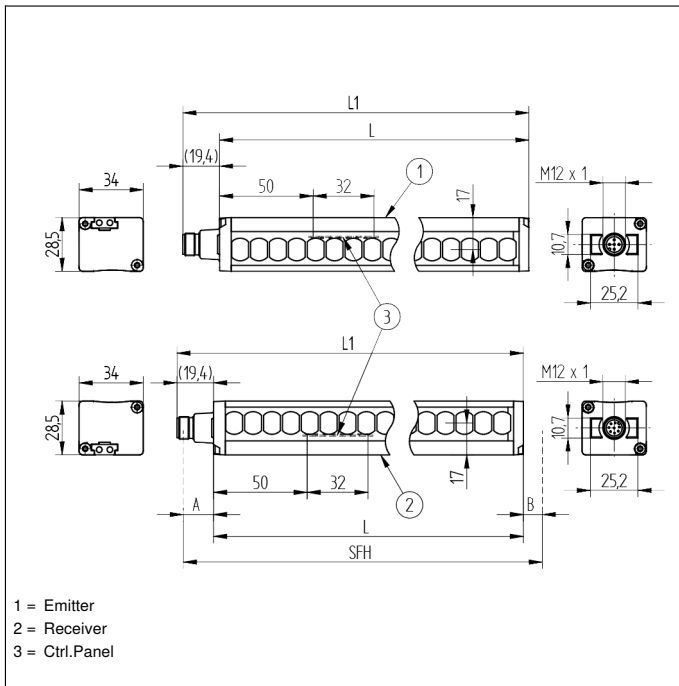
ESPE Type (EN 61496)	4
Safety Category (EN ISO 13849-1)	4
Performance Level (EN ISO 13849-1)	PL e
PFHD	1,60 × E-8 1/h
Mission Time TM (EN ISO 13849-1)	20 a
Safety Integrity Level (EN 61508)	SIL3
Safety Integrity Level (EN 62061)	SILCL3

### Function


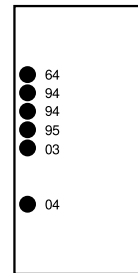
Finger Protection	yes
Scope of functions	Basic function
Scope of delivery	Mounting ZEMX001
Scope of delivery (Emitter; Receiver)	SEMG580; SEMG680
Connection Diagram No.	<b>361</b> <b>362</b>
Control Panel No.	<b>SR4</b> <b>SR5</b>
Suitable Connection Equipment No.	<b>35</b> <b>89</b>
Suitable Mounting Technology No.	701   790   810   820

### Complementary Products

Path-Folding Mirror Z2UG004
Protection column with deflection mirror Z2SU003
Protection Column with Path-Folding Mirror SZ000EU170NN01
Protection Column with Protective Screen SZ000EG170NN01
Protection column with protective screen Z2SS003
Safety Relay SG4-00VA000R2, SR4B3B01S, SR4D3B01S
Software



### Ctrl. Panel

**SR5**

**SR4**


- 03 = Error Indicator
- 04 = Function Indicator
- 52 = OSSD ON
- 53 = OSSD OFF
- 64 = Diagnosis/Test
- 82 = Acknowledgement Request
- 94 = Diagnosis
- 95 = Diagnosis/Large Detection Range
- 96 = Diagnosis/Signal weak
- 97 = Diagnosis/Contactor Monitoring
- 98 = Diagnosis/Synchronization

