

## 94 Series

### LCD Electronic Totalizer



A 6 figure, battery powered, push-button or key reset, electronic counter, available in base mount or panel mount configuration. No external power supply is required. Large 0.50" [12mm] LCD figures for fast, easy reading. Operates at 6-240 VAC or VDC. Long lasting internal lithium battery. Attractive styling and silent operation make these models equally well-suited for lab or office equipment applications.

#### Key Features

- No external power supply needed
- Long life lithium battery
- Large easy reading display
- Operates at 6 to 240 VAC or VDC

#### Applications

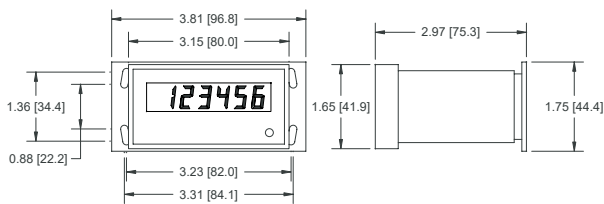
- Office equipment
- Production
- Test Labs
- Control Panels

## Specification

<b>Figures</b>	6 LCD figures, 0.50" [12mm] high
<b>Reset</b>	Push-button, or lock and key
<b>Speed</b>	0-40 counts/second, (min. 12.5ms - on, 12.5ms - off)
<b>Input</b>	6-240VAC or VDC
<b>Mount</b>	Base or panel
<b>Terminations</b>	(2) #22 AWG 221°F [105° C] wire leads, 8" [203mm] long
<b>Power Source</b>	Internal lithium battery
<b>Temp. Range</b>	-14°F to +122°F [-26°C to +50°C]
<b>Weight</b>	18 oz. [510g]

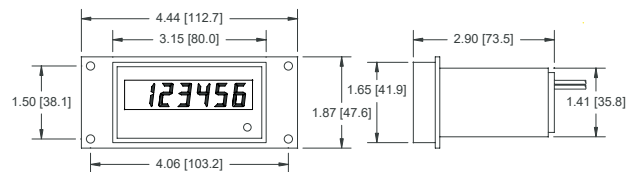
## Dimensions

### Base Mount



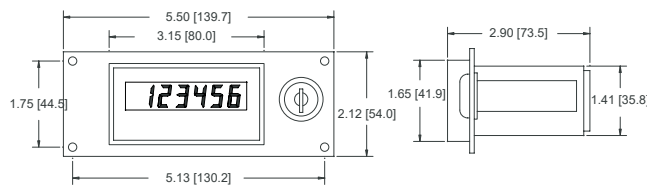
Mounting holes: 0.14" x 0.24" [3.6mm x 6.1mm] slots

### Panel Mount



Panel cutout: 3.0" x 1.75" [76.2mm x 44.5mm]  
Mounting holes: 0.17" [4.3mm] Dia.

### Panel Mount/Lock & Key Reset



Panel cutout: 4.75" x 1.50" [76.2mm x 44.5mm]  
Mounting holes: 0.17" [4.3mm] Dia.

## Part Numbers

- 9415-001** 6 figure, base mount, push-button reset
- 9415-003** 6 figure, panel mount, push-button reset
- 9415-005** 6 figure, panel mount, lock and key reset

**Note: Load resistor (1500 ohms 10 watts) across input terminals required when using AC sensors**