

WeASSiST



PROCESS OPTIMIZATION IN ONE MINUTE

**HARDWARE AND SOFTWARE FOR
PROCESS OPTIMIZATION**

**PLUG & PLAY.
RETROFIT SOLUTION.
SCALABLE.**

 **WERMA**[®]

www.werma.com

YOU WANT...


» THE FULL OVERVIEW OF ALL MACHINES & WORKPLACES?

» TO BE INFORMED ABOUT MALFUNCTIONS, SHUTDOWNS BOTTLENECKS IMMEDIATELY?

» A SIMPLE SOLUTION, THAT IS QUICKLY INSTALLED?

Then **WeASSIST** is the perfect solution to keep your data & processes at machines and workplaces conveniently in view - individually configurable, easy to set up.

WeASSIST FOR.....



YOU ARE NOT ALONE IN HAVING PROBLEMS IN YOUR PRODUCTION... PERHAPS THE FOLLOWING SITUATIONS SOUND FAMILIAR TO YOU?

» You have manual workstations and often have problems ensuring a smooth material supply or noticing malfunctions at an early stage.

» You would like to analyse various key figures of your production and derive improvements? With the **OEE** analysis, for example, you receive valuable insights into the performance of your production systems.

» You have a number of various machines and no complete overview of run times and conditions.

» You have a heterogeneous machine park and no complete overview of running times and states.

» You want a forward-looking and expandable solution - without having to make huge investments.

Then **WeASSIST** is the lean and convenient solution to keep an eye on your data & processes at machines and workstations - individually designable, easy to set up, easily expandable, immediately implementable.



WeASSIST:

PROCESS OPTIMIZATION IN ONE MINUTE

from manual workstations to completely automated



whether uniform or diverse collection of machines



Retrofit: older machines can also be integrated without problems



capture individual data & states



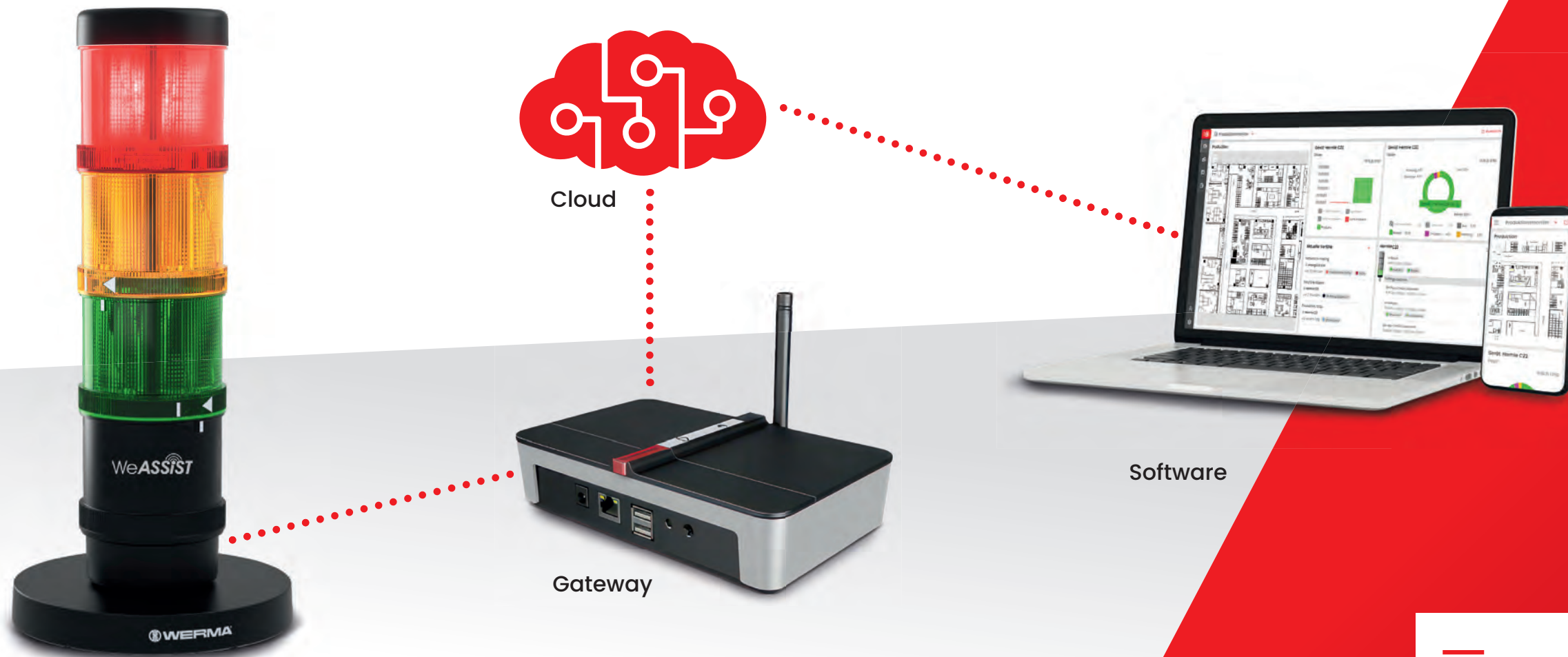
hardware and software from a single source



quick & easy installation with Plug & Play



WHAT IS WeASSIST?



Signal tower
incl. Transceiver

Gateway

Software

VERY EASY TO RETROFIT:

- » the common interface is the signal tower
- » wireless: eliminates the need for wiring
- » can be retrofitted and expanded because of its modular design
- » without intervention in the IT infrastructure

BENEFITS

all data is available anytime and anywhere due to the cloud



process optimizations can be permanently derived from analyses



Dashboards, luminous images and other functions can be individually designed



extensive relief for your IT



full transparency in production and logistics possible



quick & easy to install with Plug & Play



THE WeASSIST MODULES

WeASSIST HARDWARE



TRANSCIVER (TRANSMITTER)

- » 1 transceiver at each machine or workstation
- » Can be retrofitted into the modular WERMA signal towers
- » 24V signals as status indication
- » ISM frequency: 868 or 921 MHz
- » Radio range: up to 300 m (free field)
- » Repeater function (range up to 900m)
- » Communication via radio link to the gateway



GATEWAY (RECEIVER)

- » Receives signals from all transceivers
- » Establishes the connection to the Azure Cloud
- » Communication via Ethernet to the WeASSIST software

WeASSIST SOFTWARE

- » Web-based software - no installation necessary
- » Highly customisable user interface
- » Location-independent access to the entire solution
- » Accessible via any mobile device (internet browser)
- » Active push notification in the event of problems, malfunctions, etc.



WeASSIST APP



- » Available APP for the operating systems iOS and Android
- » Full range of functions
- » Full transparency from any location
- » Active push notification in case of problems, malfunctions, etc.



WeASSIST CLOUD



- » Azure Cloud from Microsoft
- » Web-based solution, no local installation necessary
- » Software as a Service (SaaS) solution
 - Automatic provision of updates
 - Operation of the solution by WERMA
- » No software project - plug & play



Starter KIT

CONTENTS:

- 1 Gateway
- 1 signal tower plus transceiver and AndonCONTROL for manual testing
- 1 terminal element for integration into machines

GET STARTED NOW!

INFORM NOW

SUPPORT@WERMA.COM

ORDER DIRECTLY



WeASSIST – PERFECT FOR YOUR PRODUCTION & LOGISTICS

Transceivers and Andon boxes report the status of machines and workstations right to the software via the gateway. Problems are immediately visible and process optimizations can be derived permanently via analyses – process optimisation has never been so easy.

WeASSIST Gateway

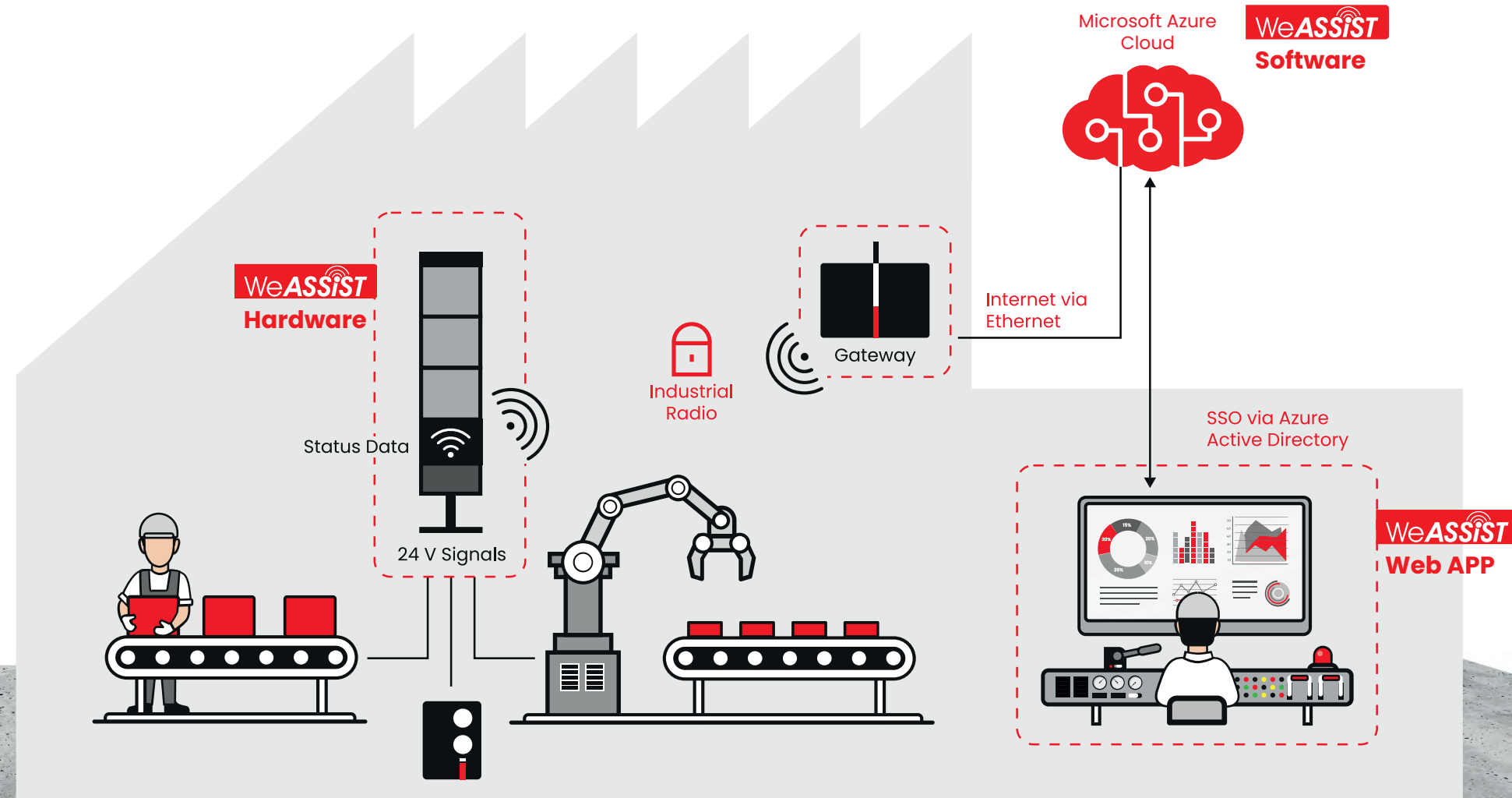
The gateway receives the status of all transceivers on site via radio and sends them to the **WeASSIST** software (Microsoft Azure Cloud) via Ethernet.

Werma signal towers and WeASSIST transceivers

24V signals from machines or manual workstations indicate the status at the signal tower and transmit this status to the gateway via radio using the integrated transceiver.

What you can easily see with WeASSIST:

- » Unit numbers
- » Faults/errors
- » Material replenishment
- » Cycle times
- » Machine data acquisition
- » Determination of key production figures (incl. OEE)
- » etc.



WeASSIST Software

The cloud-based software displays the status of machines and workstations via individual dashboards - easily selectable as a no-code platform. Your production data and analytics can be accessed via any device (browser-based or for mobile devices via iOS and Android app). Active Directory also allows central authentication and authorization to remain in your hands.

PROCESS OPTIMISATION THROUGH INDIVIDUAL DASHBOARDS



FLEXIBILITY

- » Web-based and app - available and accessible everywhere
- » Easy customisation
- » Create individual dashboards with widgets
- » Push notifications
- » User management

DOCUMENTATION & ANALYSIS

- » Identify and analyse waste and bottlenecks
- » Derive optimisation potentials and measures
- » Analysis of working hours or time models

SPEED

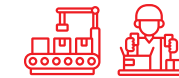
- » Directly identify disruptions and wastage
- » Shorten reaction times
- » Reduce set-up times and downtimes
- » Quickly request help or material

TRANSPARENCY

- » Individual dashboards with widgets
- » The entire production at a glance
- » Status displays and analyses
- » Order status and counting units

WeASSIST COST EXAMPLE

10 MACHINES & WORKSTATIONS



CONTAINS:

- 1x Gateway
- 10x integrated hardware
- 3x userprofile

ONE-TIME COST:

from 10,000 USD

25 MACHINES & WORKSTATIONS



CONTAINS:

- 1x Gateway
- 25x integrated hardware
- 5x userprofile

ONE-TIME COST:

from 23,000 USD

35 MACHINES & WORKSTATIONS



CONTAINS:

- 1x Gateway
- 35x integrated hardware
- 10x userprofile

ONE-TIME COST:

from 35,000 USD

ONLINE COST CALCULATOR

Calculate the cost benefit of using **WeASSIST** now:

**CALCULATE
NOW**



**GET STARTED
NOW!**

OUR REFERENCES

SYSTEM SOLUTIONS FROM WERMA SUCCESSFULLY IN USE:

- » End users (who use many different machines or manual workstations)
- » Automotive suppliers
- » Packaging lines
- » Logistics centres
- » Companies with assembly line production
- » Metalworking
- » Injection moulding processing
- » Mechanical engineering
- » Electrical industry

IN OVER 4,000
FIELDS OF
APPLICATION

WITH OVER 1,000
CUSTOMERS



hansgrohe



SIEMENS

KÄRCHER

SCHAEFFLER

ALL IN VIEW. EVERYTHING UNDER CONTROL.

THE DIGITAL TWIN

The **WeASSIST** transceivers pick up 24V signals from the WERMA signal towers and transmits them by radio to the **WeASSIST** gateway. The central **WeASSIST** gateway receives the states of all **WeASSIST** transceivers on site (all machines and workstations) by radio and sends them to the **WeASSIST** Azure cloud. The cloud-based **WeASSIST** software displays all the states of the machines and workstations via individual dashboards.



STATE ANALYSIS

Analysis of machine conditions helps to increase plant availability, reduce maintenance costs and improve productivity. In the **WeASSIST** software, you can individually define categories that you want to analyze (e.g., status, productivity or material). To analyze the states, characteristics are stored for each category (in the example of the „Status“ category, the characteristics „Ready for operation“ or „Malfunction“).



CAPTURE DISTURBANCE REASONS

The analysis of causes of malfunctions aims to minimize recurring problems in particular, improve product quality and reduce downtime. Define typical causes (e.g. components missing, power failure or tool change) and simply store them for the next occurrence. Using various reports, these faults can be listed, for example, according to duration and frequency. This allows you to identify the greatest optimization potential for your production.

DETERMINATION OF OVERALL EQUIPMENT EFFECTIVENESS (OEE)

With **WeASSIST**, the overall equipment effectiveness (OEE) can be reliably determined. This key figure helps to reduce downtimes and thus increase the productivity and profitability of production plants:

- » Determination of the actual machine and plant availability in relation to the planned availability/ planned occupancy time.
- » Use the counting function of the **WeASSIST** transceiver to record the production output of manufacturing plants and compare it with the target specifications. This can be done in relation to a production order, a machine or a machine group.
- » Quality indicators can be recorded & taken into account by counting good and bad parts
- » By continuously recording availability, performance and quality metrics, overall equipment effectiveness (OEE) can be determined and broken down to individual machines, production line or machine groups

